



NaturalReader Quick Start Guide

Overview


NaturalReader is a free text to speech software with natural sounding voices. This easy to use software can convert any written text such as MS Word, Webpage, PDF files, and Emails into spoken works. NaturalReader can also convert any written text into audio files such as MP3 or WAV for your CD player or iPod.

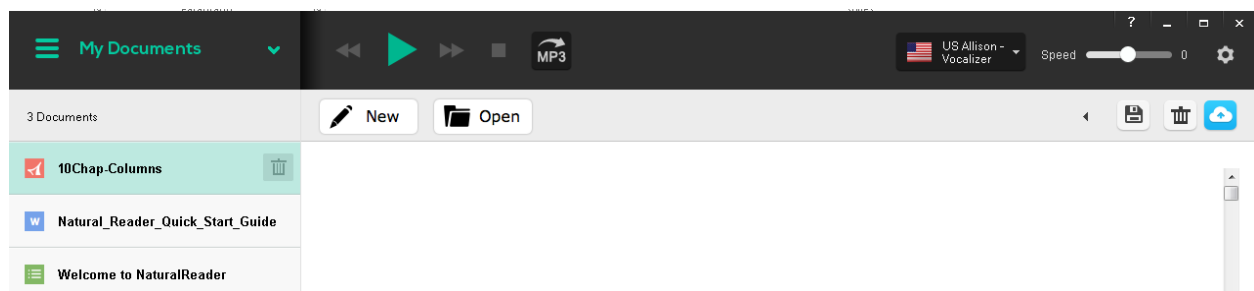
Getting Started with NaturalReader

Where to Download

A free download of the newest version of NaturalReader can be found at: [Website for Natural Reader download \(http://www.naturalreaders.com/index.html\)](http://www.naturalreaders.com/index.html)

Getting Started with NaturalReader

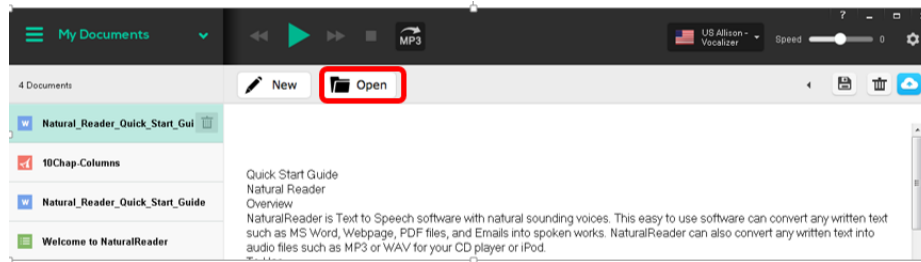
Click on the **NaturalReader icon**  to start the program. The menu for NaturalReader displays as follows:



Uploading Documents & Text

NaturalReader allows you to upload text by typing directly into the program, copying and pasting from the clipboard, or uploading a document saved on your computer.


- To type directly into the program, simply **Click** anywhere in the white space and begin typing.
- To copy and paste text into the program, simply copy the text you want read aloud and then copy the text into NaturalReader either by **right clicking** anywhere in the white area and selecting **paste** or clicking in the white area and hitting **control + V** on your keyboard.
- To upload a document into NatrualReader select **Open** and select from the saved documents on your computer then click **Open**.
- NaturalReader allows you to have multiple documents open at the same time which can be selected from the **My Documents** drop down menu on the left side of the screen.





NaturalReader Basic Features

Text to Speech

The text to speech feature of NaturalReader is accessed by entering or uploading the desired text and

then pressing the play button . To go back to the previous sentence, click the **Previous Sentence**

button . To skip to the next sentence, click the **Next Sentence** button .

To change the speed of the text to speech feature, click and move the **Speed** slide bar left to slow down the rate of speech or slide right to increase the speed.



To change the voice, click the **Voice Drop Down Menu** and choose from the list of voices available.



Creating MP3 Audio Files

To create a downloadable MP3 audio file to play on an audio player or smart phone, click the **MP3** button and follow the prompts to choose where to save the file.



Program Manufacturer Contact Info

Manufacturer: NaturalSoft Limited

Email Address for Support: [NaturalReader Support Website \(support@naturalreaders.com\)](mailto:support@naturalreaders.com)

NaturalReader Website: [NaturalReader Website \(http://www.naturalreaders.com/index.html\)](http://www.naturalreaders.com/index.html)

Cost of the product: Free