

Vu-Bar 4.5 - Quick Start Guide

Overview

Vu-Bar is a simple piece of software that provides an on-screen, slotted-ruler. Vu-Bar assists with tracking and helps users keep their place while reading.

To Use

How to open

Open Vu-Bar by double clicking on the icon.



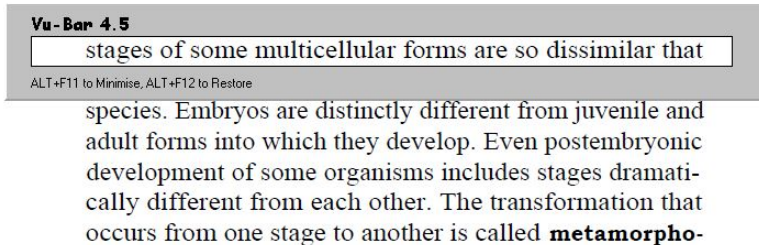
Vu-Bar will automatically appear.

How to use

Simply drag the bar over the text you need to read to help keep your place. Vu-Bar can also be locked to the mouse pointer for ease of use and can be controlled by moving the mouse or by the arrow keys on your keyboard. To lock the bar, right click on Vu-Bar and select **Lock**.

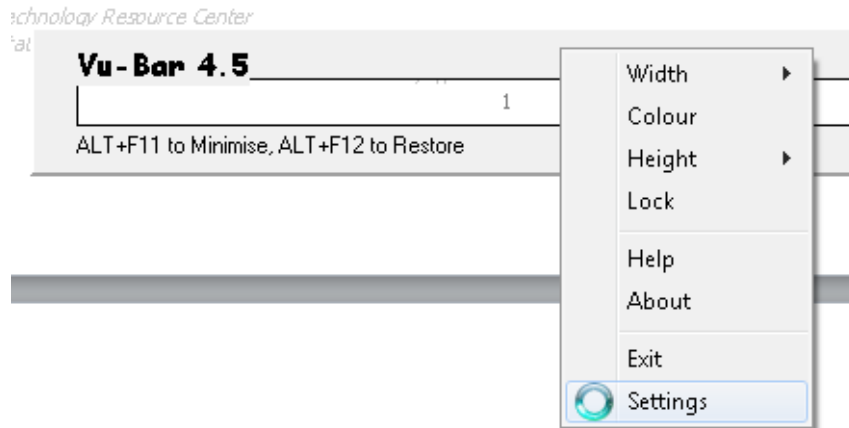
Figure 1.7

Feeding processes illustrated by (A) an ameba surrounding food and (B) a chameleon capturing insect prey with its projectile tongue.



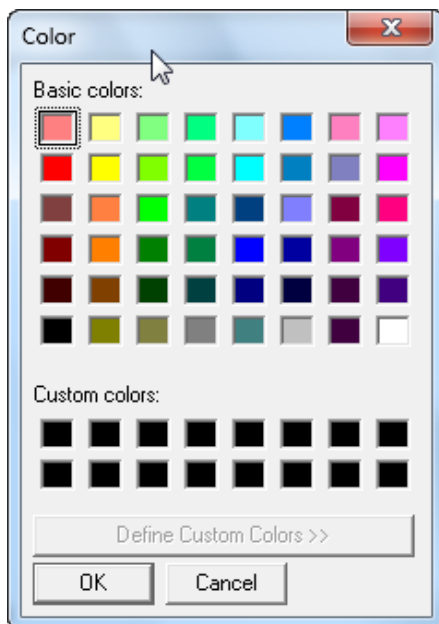
Common Settings

You can customize the bar by changing the width, height, viewing slot size, and color. To adjust settings, right click on the bar. A drop down menu will appear.

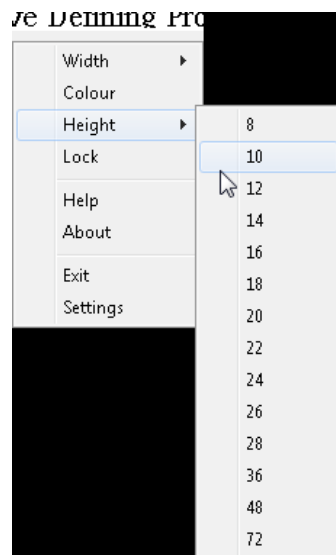


You can change the width of Vu-Bar by either selecting **Width** or **Settings** from the drop down menu. To change the height of the bar, select **Settings**, then **Bar Height**. Important note: the **Height** option from the drop down menu adjusts the height of the viewing window, not the height of the bar.

To change the color, select **Colour** from the drop down menu. A color palette will appear. You can select a basic color on the palette, or customize your own color.



To change the height of the Vu-Bar viewing window, select **Height** from the drop down menu. This allows you to choose the correct size based on font size of your reading. Important note: the **Slot Height** in Vu-Bar settings does not adjust the viewing window height.



Program Manufacturer Contact Info

Software Developer: Fx Software

Website: <http://www.fx-software.co.uk/assistive.htm>

Contact: fxc@btinternet.com

Cost: Free (donations are accepted)