

Intern (Undergraduate) Placement Statistics

Colorado State University, Department of Construction Management

Compiled from Intern Final Evaluation data collected toward the end of the internship.



**CONSTRUCTION
MANAGEMENT**
COLORADO STATE UNIVERSITY

Fall 2023

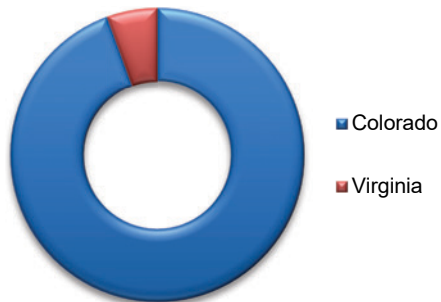
Percent of Eligible Students Placed in Internships
Total Number of Interns

100%
18

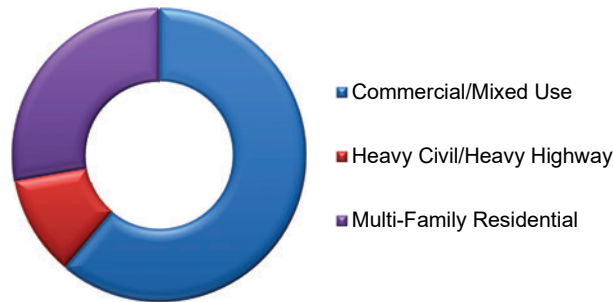
Average Base Wage
Average Work Hours per Week

\$20.78 (\$20.71 in Colorado)
45.1

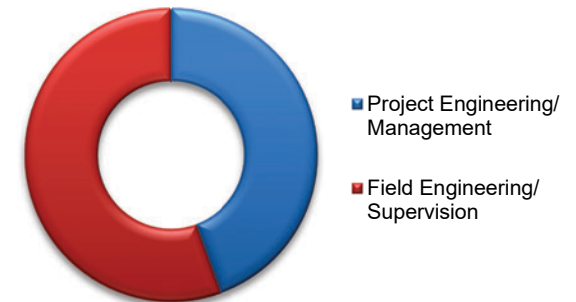
Geographic Location



Industry



Position



Location	%	Industry	%	Position	%
Colorado	94.4	Commercial/Mixed Use	61.1	Project Engineering/ Management	44.4
Virginia	5.6	Heavy Civil/Heavy Highway	11.1	Field Engineering/ Supervision	55.6
		Multi-Family Residential	27.8		

Intern (Undergraduate) Placement Statistics

Colorado State University, Department of Construction Management

Compiled from Intern Final Evaluation data collected toward the end of the internship.



**CONSTRUCTION
MANAGEMENT**
COLORADO STATE UNIVERSITY

Summer 2023

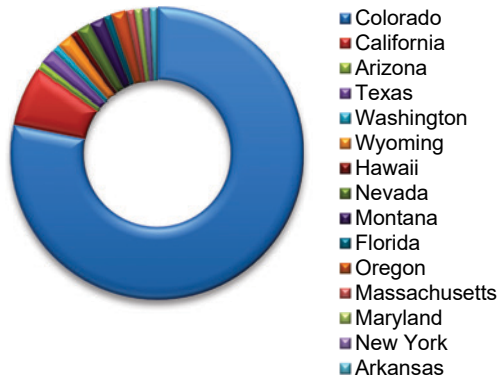
Percent of Eligible Students Placed in Internships
Total Number of Interns

100%
118

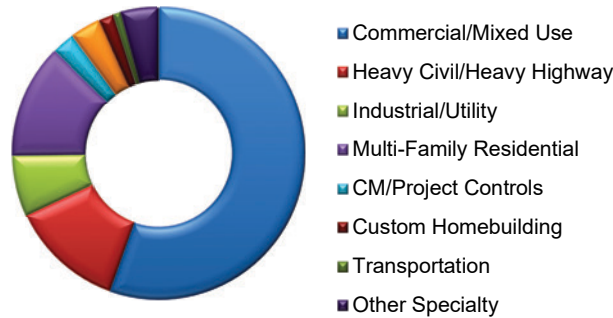
Average Wage
Average Work Hours per Week

\$22.07 (\$21.87 in Colorado)
44.2

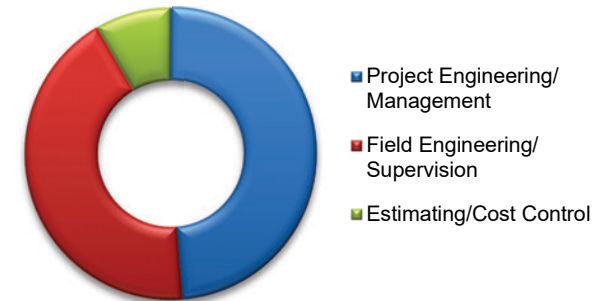
Geographic Location



Industry



Position



Location	%
Colorado	78.2
California	6.7
Arizona	0.8
Texas	1.7
Washington	0.8
Wyoming	1.7
Hawaii	0.8
Nevada	1.7
Montana	1.7
Florida	0.8
Oregon	1.7
Massachusetts	0.8
Maryland	0.8
New York	0.8
Arkansas	0.8

Industry	%
Commercial/Mixed Use	55.5
Heavy Civil/Heavy Highway	12.6
Industrial/Utility	6.7
Multi-Family Residential	12.6
CM/Project Controls	2.5
Mechanical Contractor	3.4
Custom Homebuilding	1.7
Transportation	0.8
Other Specialty	4.2

Position	%
Project Engineering/Management	48.7
Field Engineering/Supervision	42.9
Estimating/Cost Control	8.4

Intern (Undergraduate) Placement Statistics

Colorado State University, Department of Construction Management

Compiled from Intern Final Evaluation data collected toward the end of the internship.



**CONSTRUCTION
MANAGEMENT**
COLORADO STATE UNIVERSITY

Spring 2023

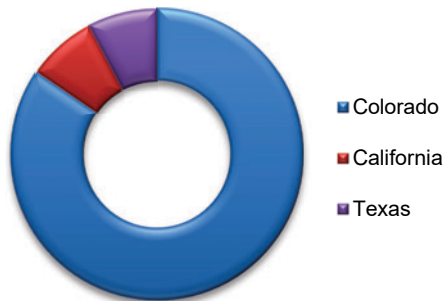
Percent of Eligible Students Placed in Internships
Total Number of Interns

100%
16

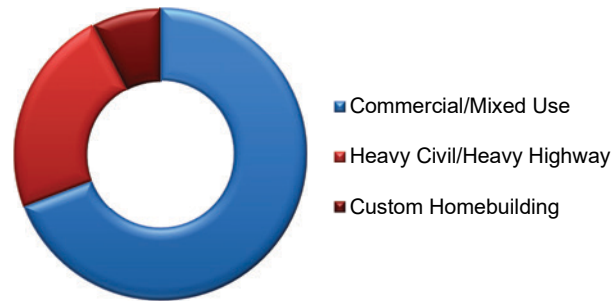
Average Wage
Average Work Hours per Week

\$21.75 (\$21.30 in Colorado)
45.4

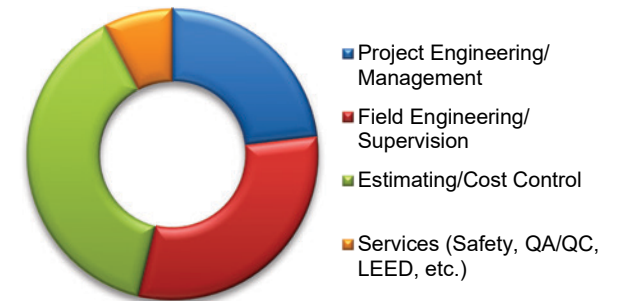
Geographic Location



Industry



Position



Location	%	Industry	%	Position	%
Colorado	84.6	Commercial/Mixed Use	69.2	Project Engineering/Management	23.1
California	7.7	Heavy Civil/Heavy Highway	23.1	Field Engineering/Supervision	30.8
Texas	7.7	Custom Homebuilding	7.7	Estimating/Cost Control	38.5
				Services (Safety, QA/QC, LEED, etc.)	7.7

Intern (Undergraduate) Placement Statistics

Colorado State University, Department of Construction Management

Compiled from Intern Final Evaluation data collected toward the end of the internship.



**CONSTRUCTION
MANAGEMENT**
COLORADO STATE UNIVERSITY

Fall 2022

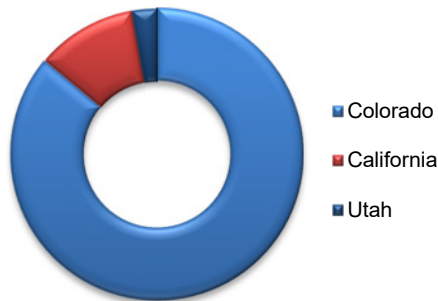
Percent of Eligible Students Placed in Internships
Total Number of Interns

97%
36

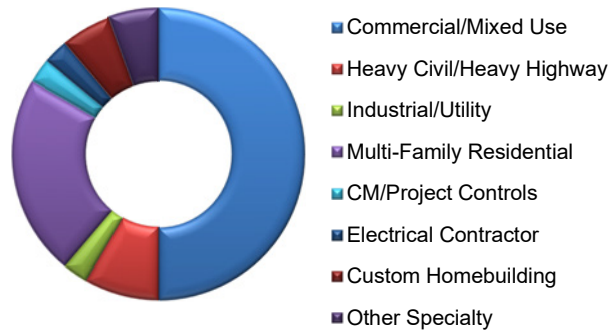
Average Wage
Average Work Hours per Week

\$21.11 (\$20.81 in Colorado)
43.3

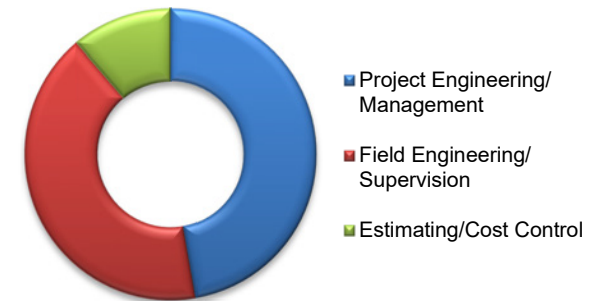
Geographic Location



Industry



Position



Location	%	Industry	%	Position	%
Colorado	86.1	Commercial/Mixed Use	50.0	Project Engineering/Management	47.2
California	11.1	Multi-Family Residential	22.2	Field Engineering/Supervision	41.7
Utah	2.8	Heavy Civil/Heavy Highway	8.3	Estimating/Cost Control	11.1
		Other Specialty	5.6		
		Custom Homebuilding	5.6		
		Industrial/Utility	2.8		
		CM/Project Controls	2.8		
		Electrical Contractor	2.8		

Intern (Undergraduate) Placement Statistics

Colorado State University, Department of Construction Management

Compiled from Intern Final Evaluation data collected toward the end of the internship.



**CONSTRUCTION
MANAGEMENT**
COLORADO STATE UNIVERSITY

Summer 2022

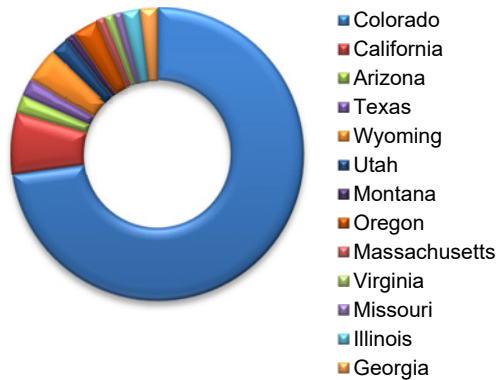
Percent of Eligible Students Placed in Internships
Total Number of Interns

99%
105

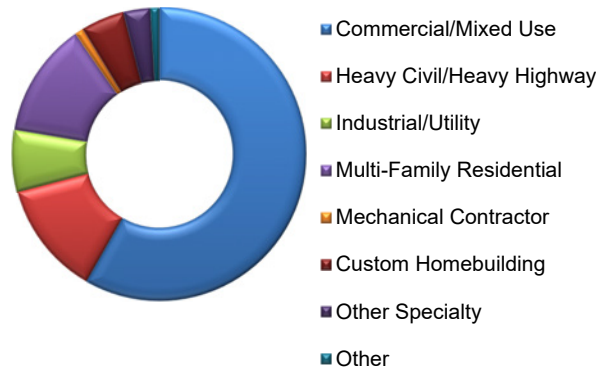
Average Wage
Average Work Hours per Week

\$20.63 (\$20.71 in Colorado)
45.2

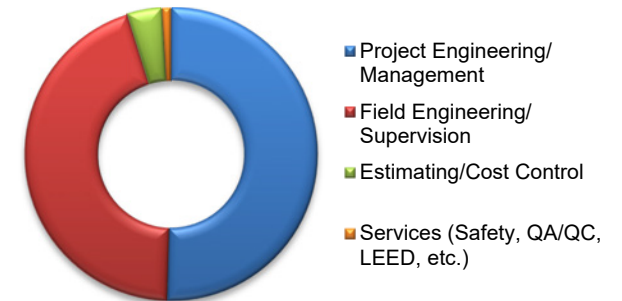
Geographic Location



Industry



Position



Location	%	Industry	%	Position	%
Colorado	72.8	Commercial/Mixed Use	58	Project Engineering/Management	50.5
California	6.8	Heavy Civil/Heavy Highway	13	Field Engineering/Supervision	44.7
Arizona	1.9	Industrial/Utility	6.8	Estimating/Cost Control	3.9
Texas	1.9	Multi-Family Residential	13	Services (Safety, QA/QC, LEED, etc.)	1.0
Wyoming	3.9	Mechanical Contractor	1		
Utah	1.9	Custom Homebuilding	4.9		
Montana	1.0	Other Specialty	2.9		
Oregon	2.9	Other	1		
Massachusetts	1.0				
Virginia	1.0				
Missouri	1.0				
Illinois	1.9				
Georgia	1.9				

Intern (Undergraduate) Placement Statistics

Colorado State University, Department of Construction Management

Compiled from Intern Final Evaluation data collected toward the end of the internship.



**CONSTRUCTION
MANAGEMENT**
COLORADO STATE UNIVERSITY

Spring 2022

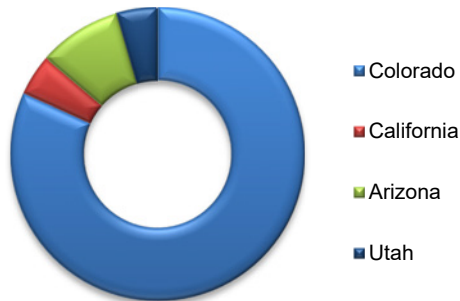
Percent of Eligible Students Placed in Internships
Total Number of Interns

100%
22

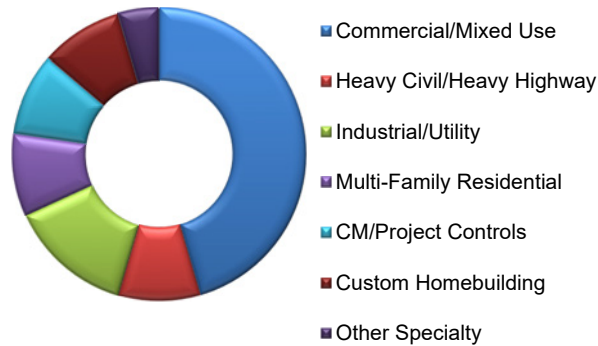
Average Wage
Average Work Hours per Week

\$20.50 (\$20.22 in Colorado)
42.1

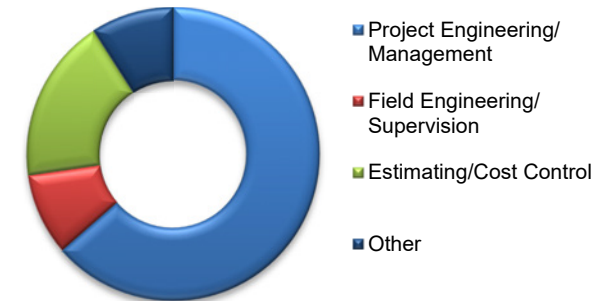
Geographic Location



Industry



Position



Location	%	Industry	%	Position	%
Colorado	81.8	Commercial/Mixed Use	45.5	Project Engineering/Management	63.6
California	4.5	Heavy Civil/Heavy Highway	9.1	Field Engineering/Supervision	9.1
Arizona	9.1	Industrial/Utility	13.6	Estimating/Cost Control	18.2
Utah	4.5	Multi-Family Residential	9.1	Other	9.1
		CM/Project Controls	9.1		
		Custom Homebuilding	9.1		
		Other Specialty	4.5		

Intern (Undergraduate) Placement Statistics

Colorado State University, Department of Construction Management

Compiled from Intern Final Evaluation data collected toward the end of the internship.



**CONSTRUCTION
MANAGEMENT**
COLORADO STATE UNIVERSITY

Fall 2021

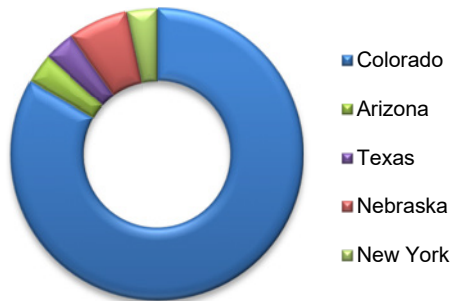
Percent of Eligible Students Placed in Internships
Total Number of Interns

100%
30

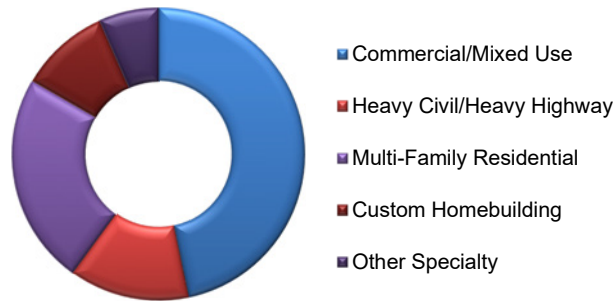
Average Wage
Average Work Hours per Week

\$18.10 (\$18.16 in Colorado)
43.6

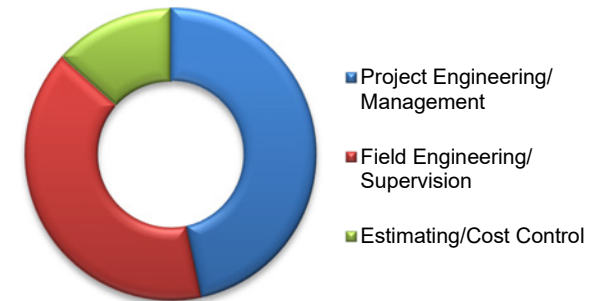
Geographic Location



Industry



Position



Location	%	Industry	%	Position	%
Colorado	83.3	Commercial/Mixed Use	46.7	Project Engineering/Management	46.7
Arizona	3.3	Heavy Civil/Heavy Highway	13.3	Field Engineering/Supervision	40.0
Texas	3.3	Multi-Family Residential	23.3	Estimating/Cost Control	13.3
Nebraska	6.7	Custom Homebuilding	10		
New York	3.3	Other Specialty	6.67		

Intern (Undergraduate) Placement Statistics

Colorado State University, Department of Construction Management

Compiled from Intern Final Evaluation data collected toward the end of the internship.



**CONSTRUCTION
MANAGEMENT**
COLORADO STATE UNIVERSITY

Summer 2021

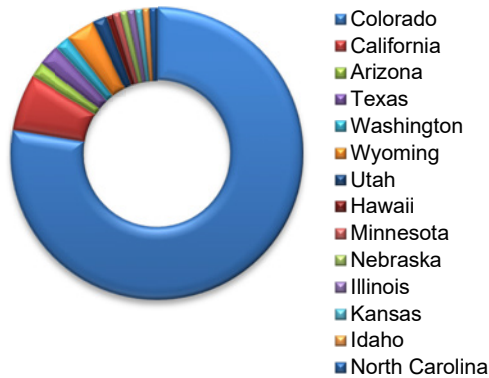
Percent of Eligible Students Placed in Internships
Total Number of Interns

100%
125

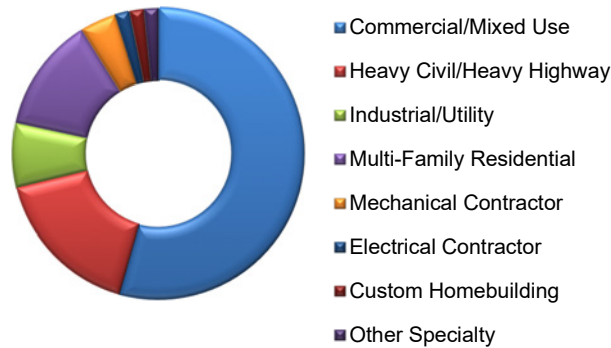
Average Wage
Average Work Hours per Week

\$19.59 (\$19.33 in Colorado)
45.1

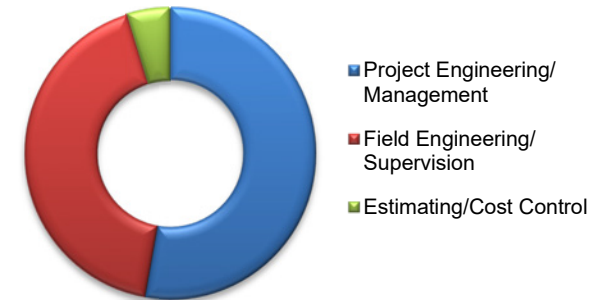
Geographic Location



Industry



Position



Location	%
Colorado	77.6
California	6.4
Arizona	1.6
Texas	2.4
Washington	1.6
Wyoming	3.2
Utah	1.6
Hawaii	0.8
Minnesota	0.8
Nebraska	0.8
Illinois	0.8
Kansas	0.8
Idaho	0.8
North Carolina	0.8

Industry	%
Commercial/Mixed Use	54.4
Heavy Civil/Heavy Highway	16.8
Industrial/Utility	7.2
Multi-Family Residential	12.8
Mechanical Contractor	4
Electrical Contractor	1.6
Custom Homebuilding	1.6
Other Specialty	1.6

Position	%
Project Engineering/Management	52.8
Field Engineering/Supervision	42.4
Estimating/Cost Control	4.8

Intern (Undergraduate) Placement Statistics

Colorado State University, Department of Construction Management

Compiled from Intern Final Evaluation data collected toward the end of the internship.



**CONSTRUCTION
MANAGEMENT**
COLORADO STATE UNIVERSITY

Spring 2021

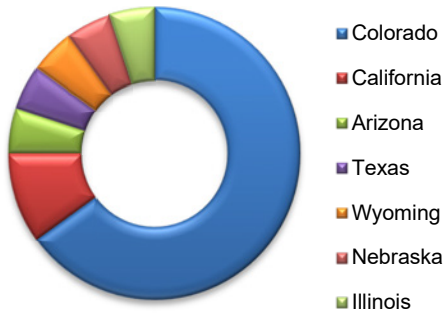
Percent of Eligible Students Placed in Internships*
Total Number of Interns

88%
21

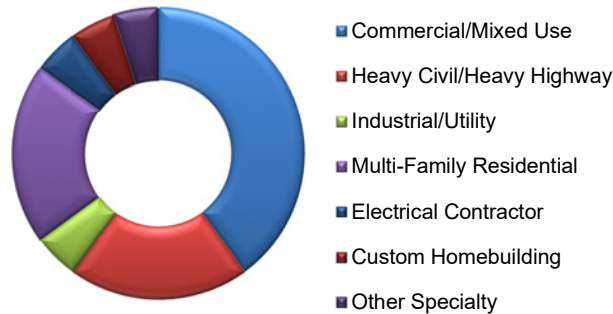
Average Wage
Average Work Hours per Week

\$18.16 (\$18.08 in Colorado)
43.5

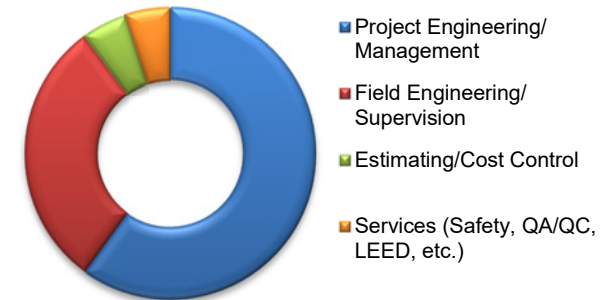
Geographic Location



Industry



Position



Location	%	Industry	%	Position	%
Colorado	65.0	Commercial/Mixed Use	40	Project Engineering/Management	60.0
California	10.0	Heavy Civil/Heavy Highway	20	Field Engineering/Supervision	30.0
Arizona	5.0	Industrial/Utility	5	Estimating/Cost Control	5.0
Texas	5.0	Multi-Family Residential	20	Services (Safety, QA/QC, LEED, etc.)	5.0
Wyoming	5.0	Electrical Contractor	5		
Nebraska	5.0	Custom Homebuilding	5		
Illinois	5.0	Other Specialty	5		

*Many students opted to push internship a semester and/or take planned leave in SP21 due to challenges surrounding COVID.

Intern (Undergraduate) Placement Statistics

Colorado State University, Department of Construction Management

Compiled from Intern Final Evaluation data collected toward the end of the internship.



**CONSTRUCTION
MANAGEMENT**
COLORADO STATE UNIVERSITY

Fall 2020

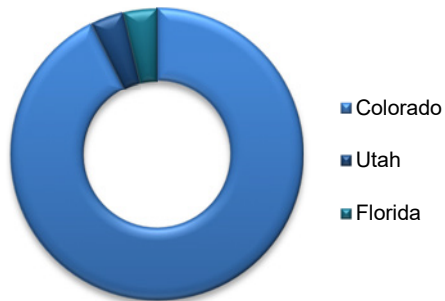
Percent of Eligible Students Placed in Internships
Total Number of Interns

100%
27

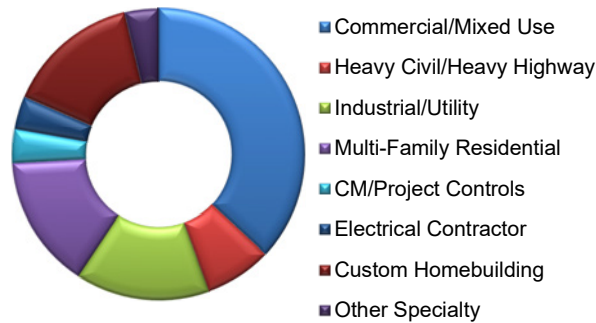
Average Wage
Average Work Hours per Week

\$18.20 (\$18.35 in Colorado)
43.0

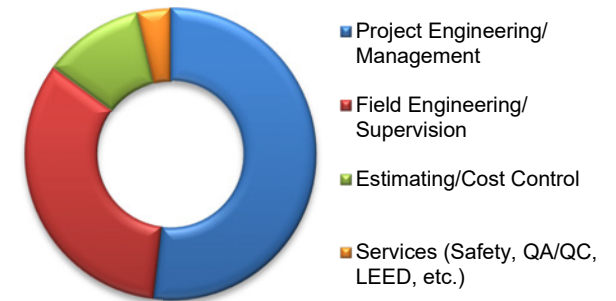
Geographic Location



Industry



Position



Location	%	Industry	%	Position	%
Colorado	92.6	Commercial/Mixed Use	37	Project Engineering/Management	51.9
Utah	3.7	Heavy Civil/Heavy Highway	7.41	Field Engineering/Supervision	33.3
Florida	3.7	Industrial/Utility	14.8	Estimating/Cost Control	11.1
		Multi-Family Residential	14.8	Services (Safety, QA/QC, LEED, etc.)	3.7
		CM/Project Controls	3.7		
		Electrical Contractor	3.7		
		Custom Homebuilding	14.8		
		Other Specialty	3.7		

Intern (Undergraduate) Placement Statistics

Colorado State University, Department of Construction Management

Compiled from Intern Final Evaluation data collected toward the end of the internship.



**CONSTRUCTION
MANAGEMENT**
COLORADO STATE UNIVERSITY

Summer 2020

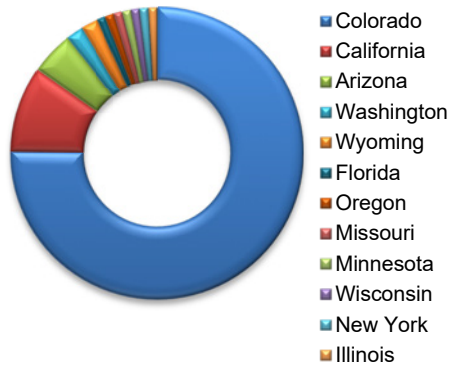
Percent of Eligible Students Placed in Internships
Total Number of Interns

92%
110

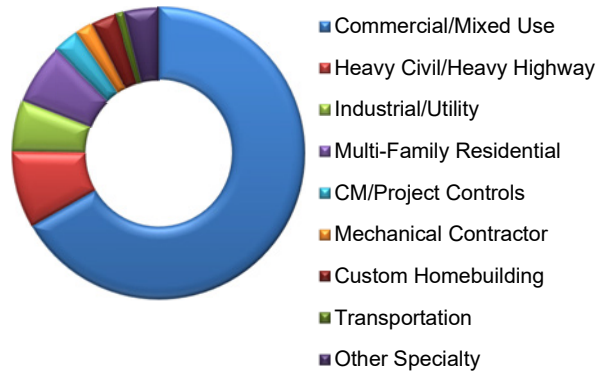
Average Wage
Average Work Hours per Week

\$19.06 (\$18.57 in Colorado)
44.4

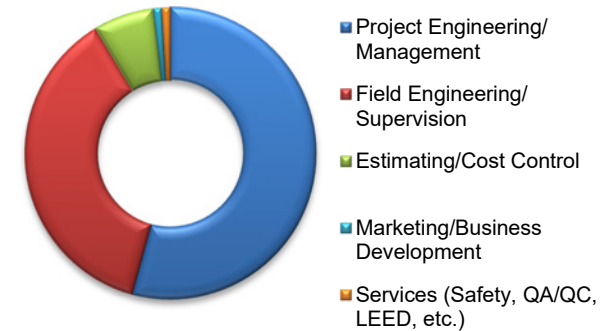
Geographic Location



Industry



Position



Location	%	Industry	%	Position	%
Colorado	75.2	Commercial/Mixed Use	66.7	Project Engineering/Management	54.3
California	9.5	Heavy Civil/Heavy Highway	8.6	Field Engineering/Supervision	37.1
Arizona	4.8	Multi-Family Residential	6.7	Estimating/Cost Control	6.7
Washington	1.9	Industrial/Utility	5.7	Services (Safety, QA/QC, LEED, etc.)	1.0
Wyoming	1.9	Other Specialty	3.8	Marketing/Business Development	1.0
Oregon	1.0	CM/Project Controls	2.9		
New York	1.0	Custom Homebuilding	2.9		
Illinois	1.0	Mechanical Contractor	1.9		
Wisconsin	1.0	Transportation	1.0		
Florida	1.0				
Missouri	1.0				
Minnesota	1.0				

Intern (Undergraduate) Placement Statistics

Colorado State University, Department of Construction Management

Compiled from Intern Final Evaluation data collected toward the end of the internship.



**CONSTRUCTION
MANAGEMENT**
COLORADO STATE UNIVERSITY

Spring 2020

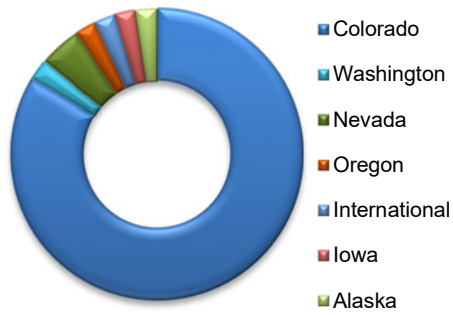
Percent of Eligible Students Placed in Internships
Total Number of Interns

96%
43

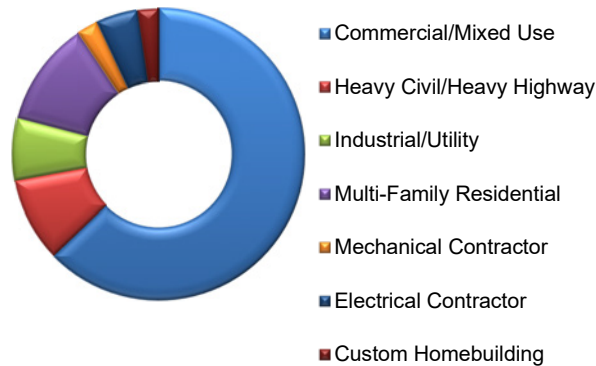
Average Wage
Average Work Hours per Week

\$18.45 (\$18.06 in Colorado)
42.7

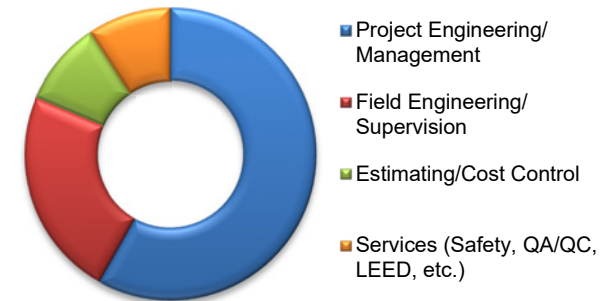
Geographic Location



Industry



Position



Location	%	Industry	%	Position	%
Colorado	83.7	Commercial/Mixed Use	62.8	Project Engineering/Management	58.1
Nevada	4.7	Multi-Family Residential	11.6	Field Engineering/Supervision	23.3
Alaska	2.3	Heavy Civil/Heavy Highway	9.3	Services (Safety, QA/QC, LEED, etc.)	9.3
Oregon	2.3	Industrial/Utility	7.0	Estimating/Cost Control	9.3
Washington	2.3	Electrical Contractor	4.7		
International	2.3	Custom Homebuilding	2.3		
Iowa	2.3	Mechanical Contractor	2.3		

Intern (Undergraduate) Placement Statistics

Colorado State University, Department of Construction Management

Compiled from Intern Final Evaluation data collected toward the end of the internship.



**CONSTRUCTION
MANAGEMENT**
COLORADO STATE UNIVERSITY

Fall 2019

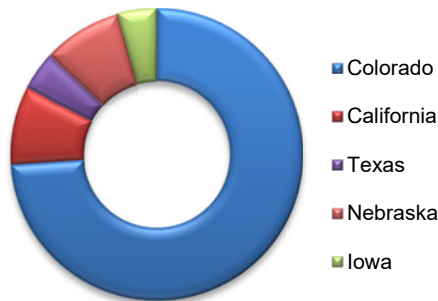
Percent of Eligible Students Placed in Internships
Total Number of Interns

100%
24

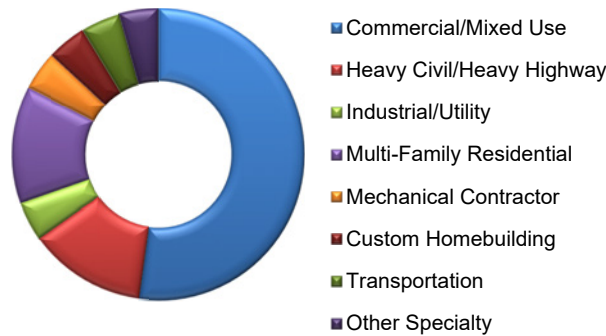
Average Wage
Average Work Hours per Week

\$18.23 (\$17.88 in Colorado)
44.4

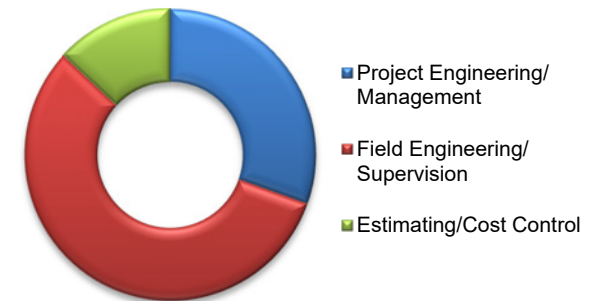
Geographic Location



Industry



Position



Location	%
Colorado	73.9
California	8.7
Nebraska	8.7
Texas	4.3
Iowa	4.3

Industry	%
Commercial/Mixed Use	52.2
Heavy Civil/Heavy Highway	13.0
Multi-Family Residential	13.0
Mechanical Contractor	4.3
Custom Homebuilding	4.3
Transportation	4.3
Industrial/Utility	4.3
Other Specialty	4.3

Position	%
Field Engineering/Supervision	56.5
Project Engineering/Management	30.4
Estimating/Cost Control	13.0

Intern (Undergraduate) Placement Statistics

Colorado State University, Department of Construction Management

Compiled from Intern Final Evaluation data collected toward the end of the internship.



**CONSTRUCTION
MANAGEMENT**
COLORADO STATE UNIVERSITY

Summer 2019

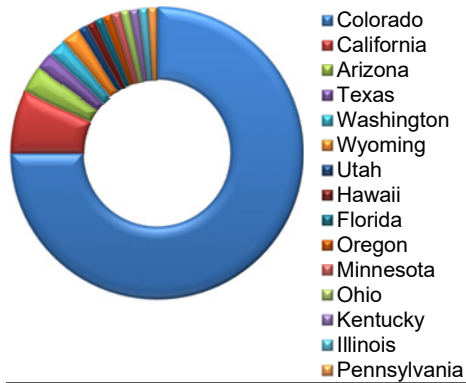
Percent of Eligible Students Placed in Internships
Total Number of Interns

100%
100

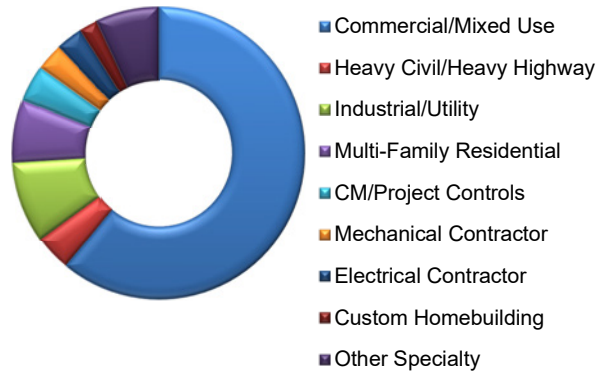
Average Wage
Average Work Hours per Week

\$18.81 (\$18.39 in Colorado)
45.0

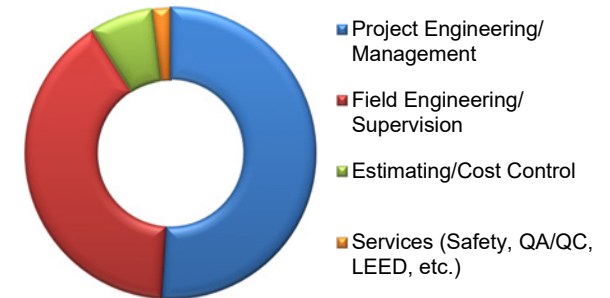
Geographic Location



Industry



Position



Location	%
Colorado	75.0
California	7.0
Arizona	3.0
Washington	2.0
Texas	2.0
Wyoming	2.0
Florida	1.0
Illinois	1.0
Pennsylvania	1.0
Hawaii	1.0
Utah	1.0
Ohio	1.0
Oregon	1.0
Kentucky	1.0
Minnesota	1.0

Industry	%
Commercial/Mixed Use	61.0
Industrial/Utility	9.0
Multi-Family Residential	7.0
Other Specialty	7.0
CM/Project Controls	4.0
Heavy Civil/Heavy Highway	4.0
Mechanical Contractor	3.0
Electrical Contractor	3.0
Custom Homebuilding	2.0

Position	%
Project Engineering/Management	51.0
Field Engineering/Supervision	40.0
Estimating/Cost Control	7.0
Services (Safety, QA/QC, LEED, etc.)	2.0

Intern (Undergraduate) Placement Statistics

Colorado State University, Department of Construction Management

Compiled from Intern Final Evaluation data collected toward the end of the internship.



**CONSTRUCTION
MANAGEMENT**
COLORADO STATE UNIVERSITY

Spring 2019

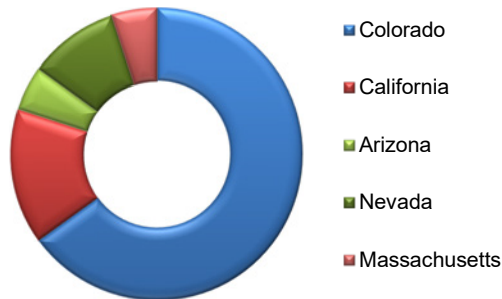
Percent of Eligible Students Placed in Internships
Total Number of Interns

100%
24

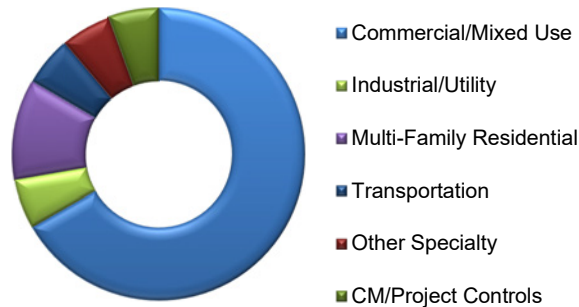
Average Wage
Average Work Hours per Week

\$18.79 (\$17.42 in Colorado)
43.7

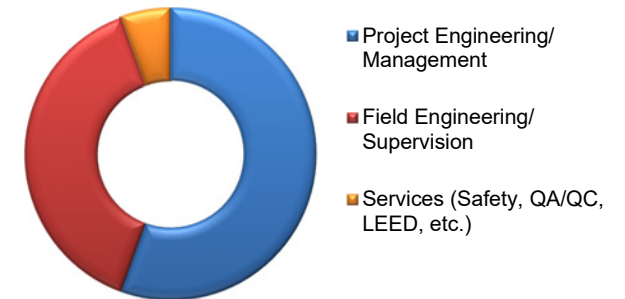
Geographic Location



Industry



Position



Location	%	Industry	%	Position	%
Colorado	65.0	Commercial/Mixed Use	60.0	Project Engineering/Management	50.0
California	15.0	Multi-Family Residential	10.0	Field Engineering/Supervision	35.0
Nevada	10.0	CM/Project Controls	5.0	Services (Safety, QA/QC, LEED, etc.)	5.0
Massachusetts	5.0	Other Specialty	5.0		
Arizona	5.0	Industrial/Utility	5.0		
		Transportation	5.0		

Intern (Undergraduate) Placement Statistics

Colorado State University, Department of Construction Management

Compiled from Intern Final Evaluation data collected toward the end of the internship.



**CONSTRUCTION
MANAGEMENT**
COLORADO STATE UNIVERSITY

Fall 2018

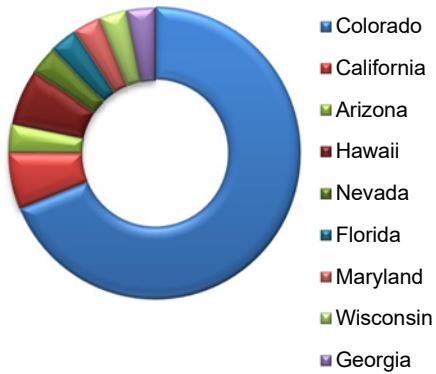
Percent of Eligible Students Placed in Internships
Total Number of Interns

100%
34

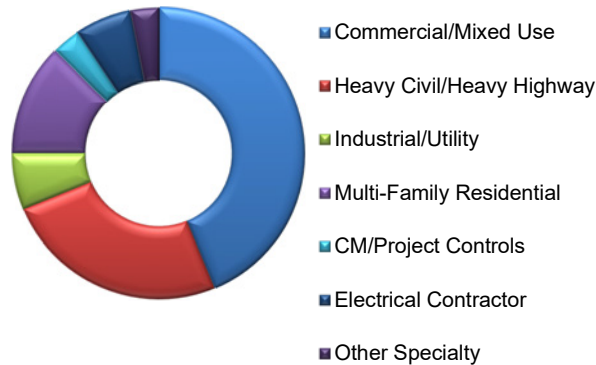
Average Wage
Average Work Hours per Week

\$18.00 (\$17.71 in Colorado)
45.7

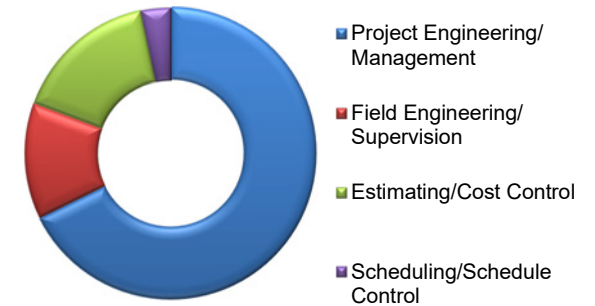
Geographic Location



Industry



Position



Location	%	Industry	%	Position	%
Colorado	68.8	Commercial/Mixed Use	43.8	Project Engineering/Management	65.6
California	6.3	Heavy Civil/Heavy Highway	25.0	Estimating/Cost Control	15.6
Hawaii	6.3	Multi-Family Residential	12.5	Field Engineering/Supervision	12.5
Arizona	3.1	Industrial/Utility	6.3	Scheduling/Schedule Control	3.1
Maryland	3.1	Electrical Contractor	6.3		
Nevada	3.1	CM/Project Controls	3.1		
Wisconsin	3.1	Other Specialty	3.1		
Florida	3.1				
Georgia	3.1				

Intern (Undergraduate) Placement Statistics

Colorado State University, Department of Construction Management

Compiled from Intern Final Evaluation data collected toward the end of the internship.



**CONSTRUCTION
MANAGEMENT**
COLORADO STATE UNIVERSITY

Summer 2018

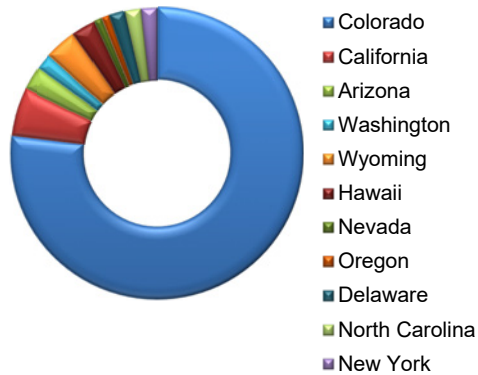
Percent of Eligible Students Placed in Internships
Total Number of Interns

100%
110

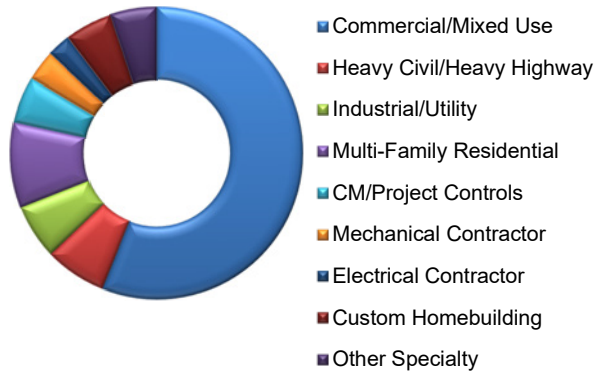
Average Wage
Average Work Hours per Week

\$18.13 (\$17.72 in Colorado)
44.5

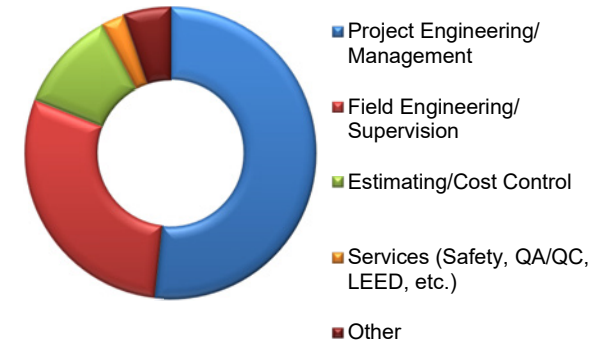
Geographic Location



Industry



Position



Location	%
Colorado	77.0
California	5.3
Wyoming	3.5
Arizona	2.7
Hawaii	2.7
Washington	1.8
Delaware	1.8
New York	1.8
North Carolina	1.8
Oregon	0.9
Nevada	0.9

Industry	%
Commercial/Mixed Use	56.0
Multi-Family Residential	9.5
Heavy Civil/Heavy Highway	6.9
Industrial/Utility	6.0
Custom Homebuilding	5.2
CM/Project Controls	5.2
Other Specialty	5.2
Mechanical Contractor	3.4
Electrical Contractor	2.6

Position	%
Project Engineering/Management	51.7
Field Engineering/Supervision	29.3
Estimating/Cost Control	11.2
Other	5.2
Services (Safety, QA/QC, LEED, etc.)	2.6

Intern (Undergraduate) Placement Statistics

Colorado State University, Department of Construction Management

Compiled from Intern Final Evaluation data collected toward the end of the internship.



**CONSTRUCTION
MANAGEMENT**
COLORADO STATE UNIVERSITY

Spring 2018

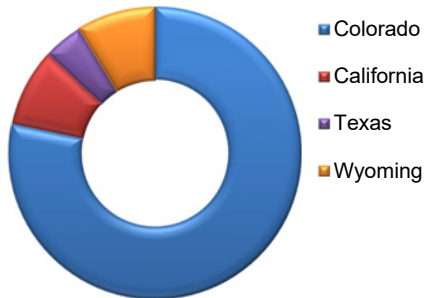
Percent of Eligible Students Placed in Internships
Total Number of Interns

96%
22

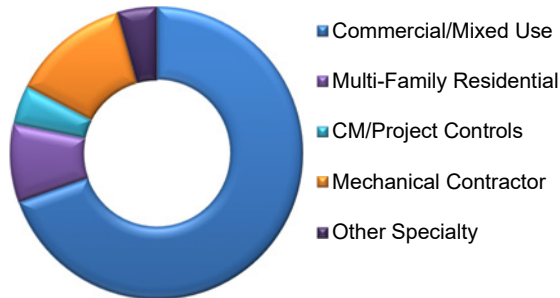
Average Wage
Average Work Hours per Week

\$17.57 (\$16.94 in Colorado)
44.6

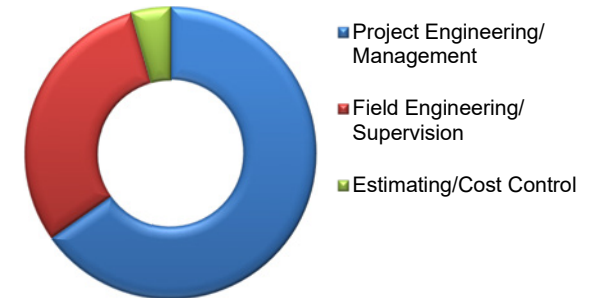
Geographic Location



Industry



Position



Location	%	Industry	%	Position	%
Colorado	78.3	Commercial/Mixed Use	69.6	Project Engineering/Management	65.2
California	8.7	Mechanical Contractor	13.0	Field Engineering/Supervision	30.4
Wyoming	8.7	Multi-Family Residential	8.7	Estimating/Cost Control	4.3
Texas	4.3	CM/Project Controls	4.3		
		Other Specialty	4.3		

Intern (Undergraduate) Placement Statistics

Colorado State University, Department of Construction Management

Compiled from Intern Final Evaluation data collected toward the end of the internship.



**CONSTRUCTION
MANAGEMENT**
COLORADO STATE UNIVERSITY

Fall 2017

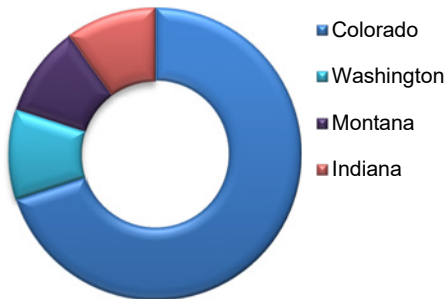
Percent of Eligible Students Placed in Internships
Total Number of Interns

100%
11

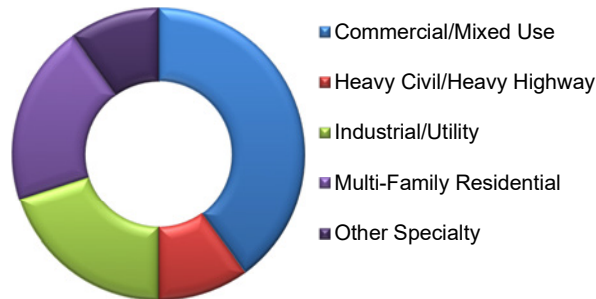
Average Wage
Average Work Hours per Week

\$17.10 (\$17.29 in Colorado)
43.5

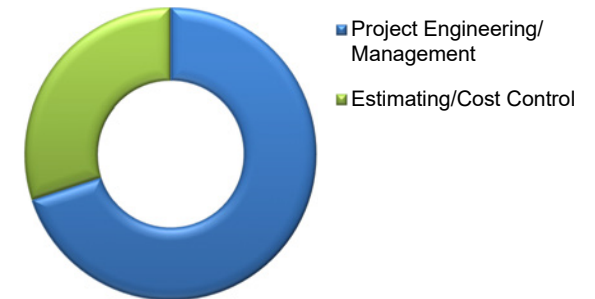
Geographic Location



Industry



Position



Location	%	Industry	%	Position	%
Colorado	70.0	Commercial/Mixed Use	40.0	Project Engineering/Management	70.0
Montana	10.0	Multi-Family Residential	20.0	Estimating/Cost Control	30.0
Washington	10.0	Industrial/Utility	20.0		
Indiana	10.0	Other Specialty	10.0		
		Heavy Civil/Heavy Highway	10.0		

Intern (Undergraduate) Placement Statistics

Colorado State University, Department of Construction Management

Compiled from Intern Final Evaluation data collected toward the end of the internship.



**CONSTRUCTION
MANAGEMENT**
COLORADO STATE UNIVERSITY

Summer 2017

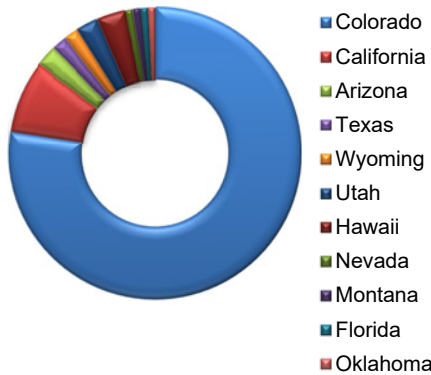
Percent of Eligible Students Placed in Internships
Total Number of Interns

100%
119

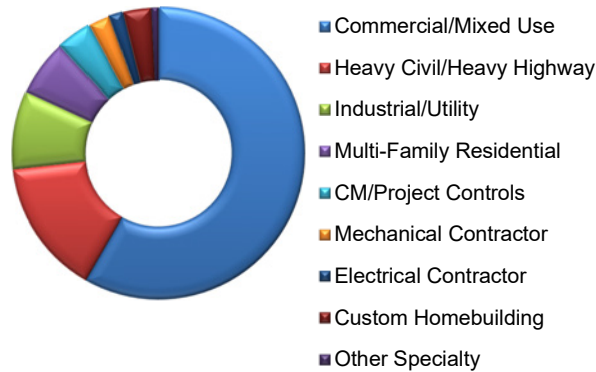
Average Wage
Average Work Hours per Week

\$17.98 (\$17.67 in Colorado)
46

Geographic Location



Industry



Position



Location	%	Industry	%	Position	%
California	8.1	Commercial/Mixed Use	58.3	Project Engineering/Management	48.8
Hawaii	3.2	Heavy Civil/Heavy Highway	15.0	Field Engineering/Supervision	39.4
Utah	2.4	Industrial/Utility	8.7	Estimating/Cost Control	10.2
Arizona	2.4	Multi-Family Residential	6.3	Marketing/Business Development	0.8
Texas	1.6	CM/Project Controls	3.9	Services (Safety, QA/QC, LEED, etc.)	0.8
Wyoming	1.6	Custom Homebuilding	3.1		
Oklahoma	0.8	Mechanical Contractor	2.4		
Florida	0.8	Electrical Contractor	1.6		
Nevada	0.8	Other Specialty	0.8		
Montana	0.8				

Intern (Undergraduate) Placement Statistics

Colorado State University, Department of Construction Management

Compiled from Intern Final Evaluation data collected toward the end of the internship.



**CONSTRUCTION
MANAGEMENT**
COLORADO STATE UNIVERSITY

Spring 2017

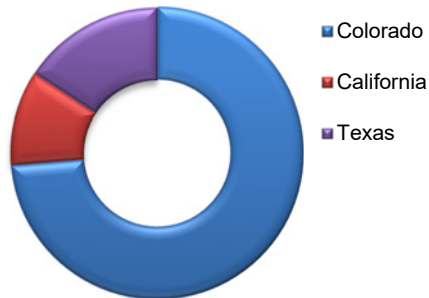
Percent of Eligible Students Placed in Internships
Total Number of Interns

100%
17

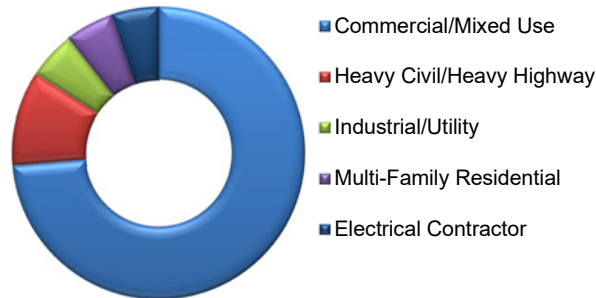
Average Wage
Average Work Hours per Week

\$17.95 (\$17.36 in Colorado)
47.5

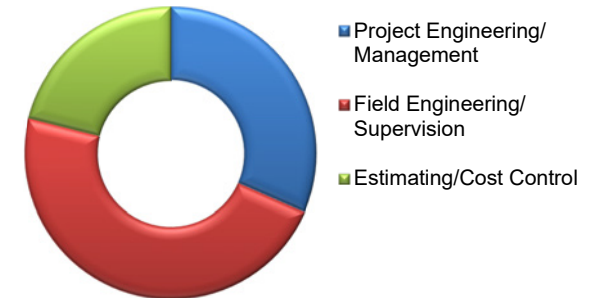
Geographic Location



Industry



Position



Location	%	Industry	%	Position	%
Colorado	73.7	Commercial/Mixed Use	73.7	Field Engineering/Supervision	47.4
Texas	15.8	Heavy Civil/Heavy Highway	10.5	Project Engineering/Management	31.6
California	10.5	Multi-Family Residential	5.3	Estimating/Cost Control	21.1
		Electrical Contractor	5.3		
		Industrial/Utility	5.3		

Intern (Undergraduate) Placement Statistics

Colorado State University, Department of Construction Management

Compiled from Intern Final Evaluation data collected toward the end of the internship.



**CONSTRUCTION
MANAGEMENT**
COLORADO STATE UNIVERSITY

Fall 2016

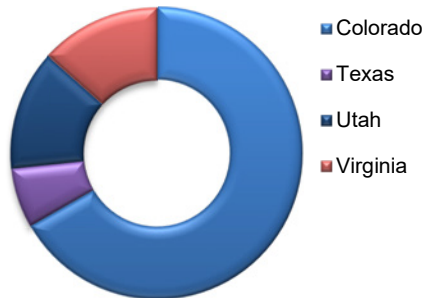
Percent of Eligible Students Placed in Internships
Total Number of Interns

100%
16

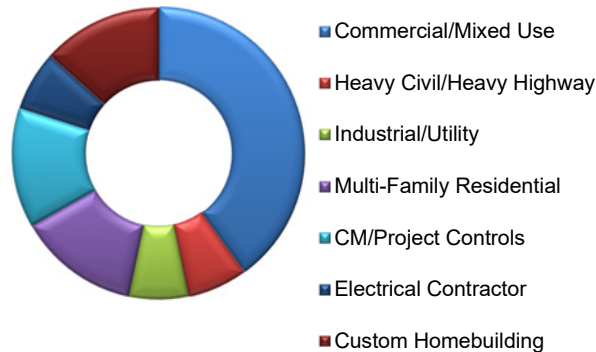
Average Wage
Average Work Hours per Week

\$16.60 (\$16.50 in Colorado)
44.7

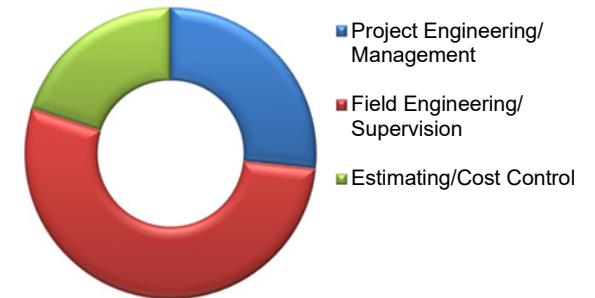
Geographic Location



Industry



Position



Location	%	Industry	%	Position	%
Colorado	66.7	Commercial/Mixed Use	40.0	Field Engineering/Supervision	53.3
Utah	13.3	CM/Project Controls	13.3	Project Engineering/Management	26.7
Virginia	13.3	Custom Homebuilding	13.3	Estimating/Cost Control	20.0
Texas	6.7	Multi-Family Residential	13.3		
		Electrical Contractor	6.7		
		Heavy Civil/Heavy Highway	6.7		
		Industrial/Utility	6.7		