

Undergraduate Placement Statistics

Colorado State University, Department of Construction Management

Compiled from Senior Exit Survey data collected the week before commencement.



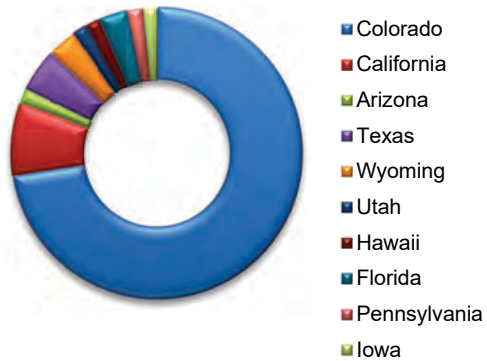
**CONSTRUCTION
MANAGEMENT**
COLORADO STATE UNIVERSITY

December 2023 (Fall)

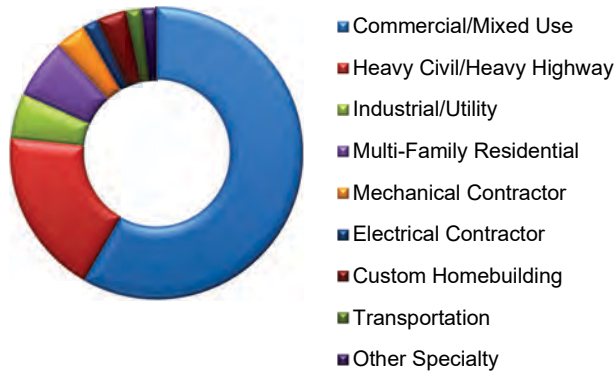
Plans Secured Before Graduation **94% (56% with Intern Sponsor)**
Average Base Salary **\$75,959 (Median \$74,000; Colorado Average \$74,125)**

Number of Graduates **78**
Average # of Offers per Student **3.4**

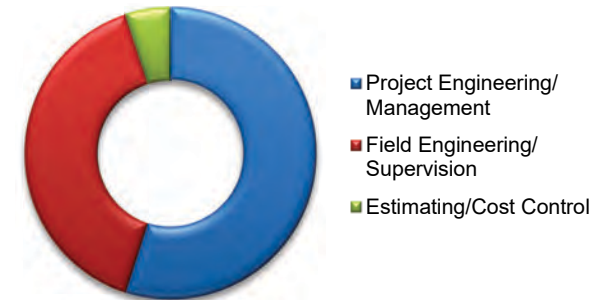
Geographic Location



Industry



Position



Location	%	Industry	%	Position	%
Colorado	72.6	Commercial/Mixed Use	58.3	Project Engineering/Management	55.0
California	8.1	Heavy Civil/Heavy Highway	18.3	Field Engineering/Supervision	40.0
Arizona	1.6	Industrial/Utility	5.0	Estimating/Cost Control	5.0
Texas	4.8	Multi-Family Residential	6.7		
Wyoming	3.2	Mechanical Contractor	3.3		
Utah	1.6	Electrical Contractor	1.7		
Hawaii	1.6	Custom Homebuilding	3.3		
Florida	3.2	Transportation	1.7		
Pennsylvania	1.6	Other Specialty	1.7		
Iowa	1.6				

Undergraduate Placement Statistics

Colorado State University, Department of Construction Management

Compiled from Senior Exit Survey data collected the week before commencement.



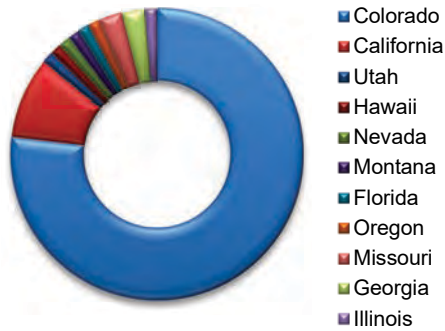
**CONSTRUCTION
MANAGEMENT**
COLORADO STATE UNIVERSITY

May 2023 (Spring)

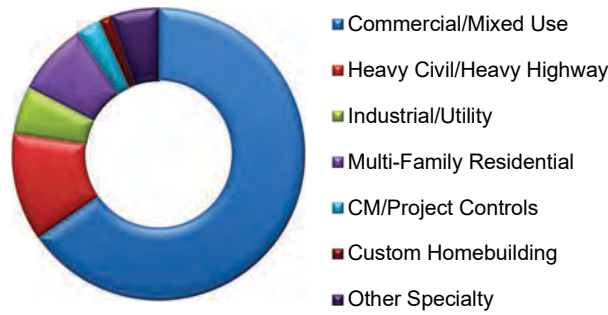
Plans Secured Before Graduation **92% (60% with Intern Sponsor)**
Average Base Salary **\$73,597 (Median \$71,000; Colorado Average \$72,294)**

Number of Graduates **91**
Average # of Offers per Student **2.8**

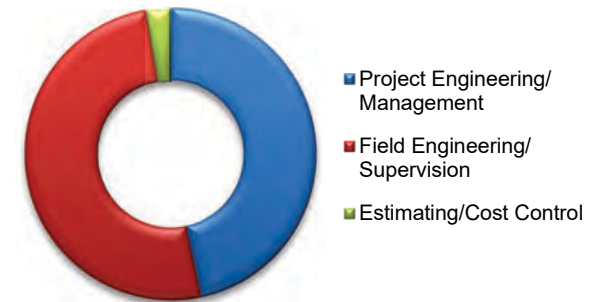
Geographic Location



Industry



Position



Location	%	Industry	%	Position	%
Colorado	76.9	Commercial/Mixed Use	65.3	Field Engineering/Supervision	50.7
California	9.0	Heavy Civil/Heavy Highway	12.0	Project Engineering/Management	46.7
Missouri	2.6	Multi-Family Residential	8.0	Estimating/Cost Control	2.7
Georgia	2.6	Other Specialty	5.3		
Montana	1.3	Industrial/Utility	5.3		
Nevada	1.3	CM/Project Controls	2.7		
Oregon	1.3	Custom Homebuilding	1.3		
Florida	1.3				
Utah	1.3				
Hawaii	1.3				
Illinois	1.3				

Undergraduate Placement Statistics

Colorado State University, Department of Construction Management

Compiled from Senior Exit Survey data collected the week before commencement.



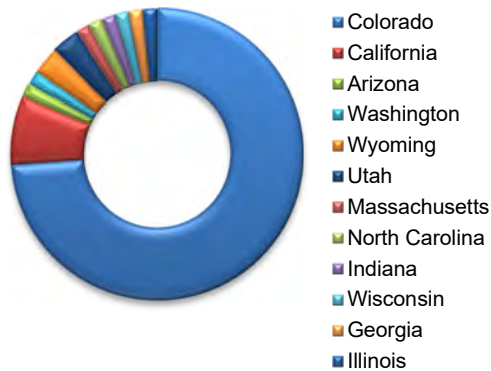
**CONSTRUCTION
MANAGEMENT**
COLORADO STATE UNIVERSITY

December 2022 (Fall)

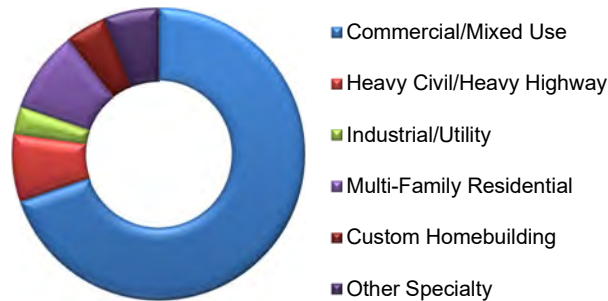
Plans Secured Before Graduation **95% (70% with Intern Sponsor)**
Average Base Salary **\$73,828 (Median \$70,000; Colorado Average \$72,932)**

Number of Graduates **74**
Average # of Offers per Student **2.9**

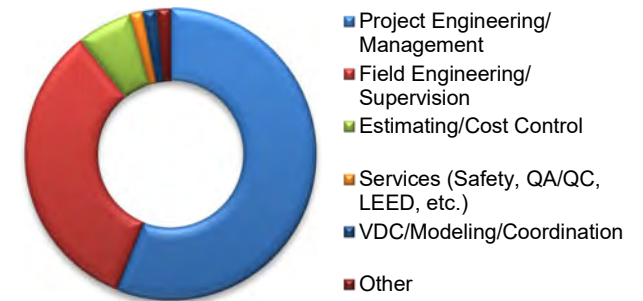
Geographic Location



Industry



Position



Location	%	Industry	%	Position	%
Colorado	73.8	Commercial/Mixed Use	69.7	Project Engineering/Management	56.1
California	7.7	Multi-Family Residential	9.1	Field Engineering/Supervision	33.3
Wyoming	3.1	Heavy Civil/Heavy Highway	7.6	Estimating/Cost Control	6.1
Utah	3.1	Other Specialty	6.1	Services (Safety, QA/QC, LEED, etc.)	1.5
Washington	1.5	Custom Homebuilding	4.5	VDC/Modeling/Coordination	1.5
Massachusetts	1.5	Industrial/Utility	3.0	Other	1.5
North Carolina	1.5				
Georgia	1.5				
Wisconsin	1.5				
Illinois	1.5				
Arizona	1.5				
Indiana	1.5				

Undergraduate Placement Statistics

Colorado State University, Department of Construction Management

Compiled from Senior Exit Survey data collected the week before commencement.



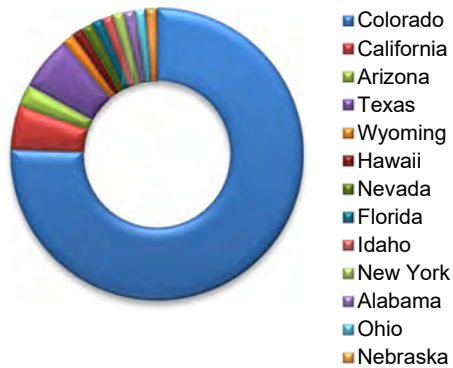
**CONSTRUCTION
MANAGEMENT**
COLORADO STATE UNIVERSITY

May 2022 (Spring)

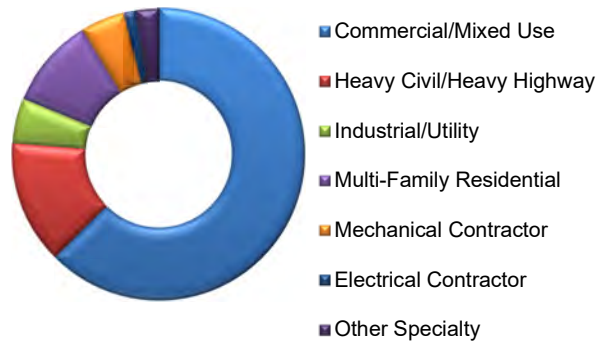
Plans Secured Before Graduation **98% (51% with Intern Sponsor)**
Average Base Salary **\$70,074 (Median \$69,000; Colorado Average \$69,258)**

Number of Graduates **89**
Average # of Offers per Student **2.9**

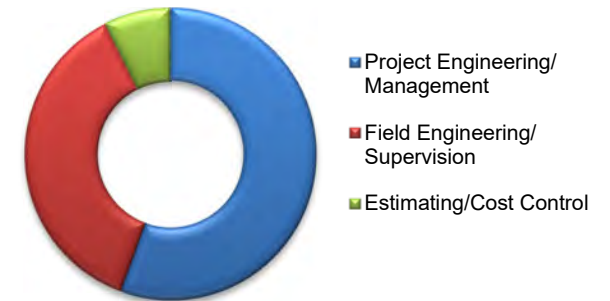
Geographic Location



Industry



Position



Location	%	Industry	%	Position	%
Colorado	75.6	Commercial/Mixed Use	62.5	Project Engineering/Management	55.6
Texas	6.1	Heavy Civil/Heavy Highway	13.8	Field Engineering/Supervision	37.0
California	4.9	Multi-Family Residential	10.0	Estimating/Cost Control	7.4
Arizona	2.4	Mechanical Contractor	5.0		
Alabama	1.2	Industrial/Utility	5.0		
Nebraska	1.2	Other Specialty	2.5		
Nevada	1.2	Electrical Contractor	1.3		
New York	1.2				
Ohio	1.2				
Florida	1.2				
Wyoming	1.2				
Hawaii	1.2				
Idaho	1.2				

Undergraduate Placement Statistics

Colorado State University, Department of Construction Management

Compiled from Senior Exit Survey data collected the week before commencement.



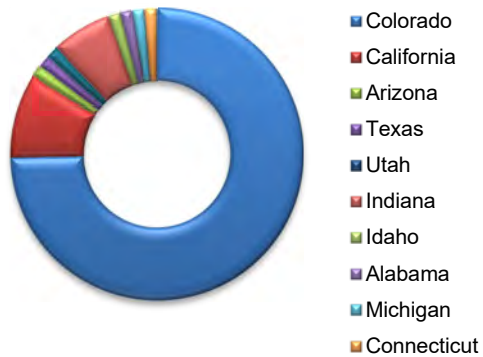
**CONSTRUCTION
MANAGEMENT**
COLORADO STATE UNIVERSITY

December 2021 (Fall)

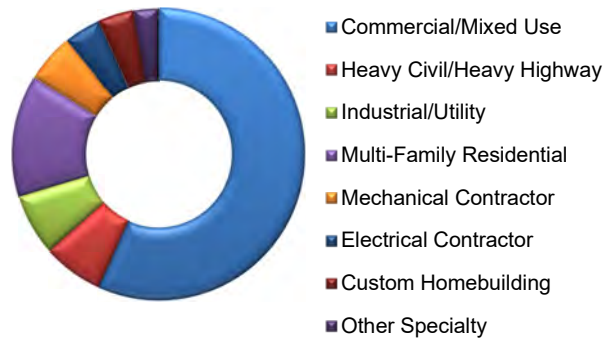
Plans Secured Before Graduation **93% (73% with Intern Sponsor)**
Average Base Salary **\$69,913 (Median \$69,000; Colorado Average \$68,216)**

Number of Graduates **86**
Average # of Offers per Student **2.5**

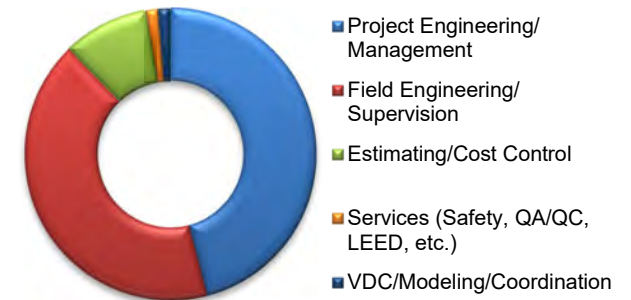
Geographic Location



Industry



Position



Location	%	Industry	%	Position	%
Colorado	74.7	Commercial/Mixed Use	56.8	Project Engineering/Management	45.9
California	9.3	Multi-Family Residential	13.5	Field Engineering/Supervision	41.9
Indiana	6.7	Industrial/Utility	6.8	Estimating/Cost Control	9.5
Idaho	1.3	Heavy Civil/Heavy Highway	6.8	VDC/Modeling/Coordination	1.4
Florida	1.3	Mechanical Contractor	5.4	Services (Safety, QA/QC, LEED, etc.)	1.4
Arizona	1.3	Electrical Contractor	4.1		
Michigan	1.3	Custom Homebuilding	4.1		
Texas	1.3	Other Specialty	2.7		
Alabama	1.3				
Connecticut	1.3				

Undergraduate Placement Statistics

Colorado State University, Department of Construction Management

Compiled from Senior Exit Survey data collected the week before commencement.



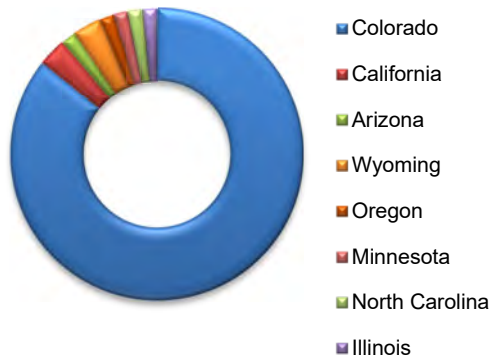
**CONSTRUCTION
MANAGEMENT**
COLORADO STATE UNIVERSITY

May 2021 (Spring)

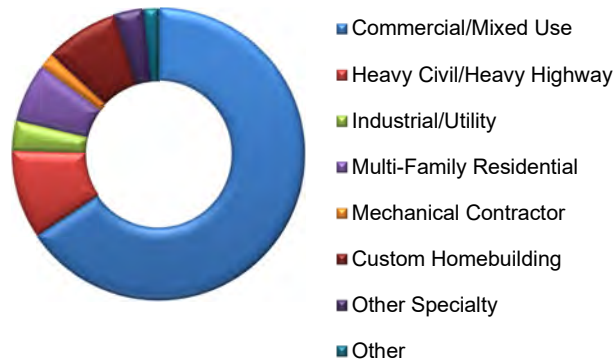
Plans Secured Before Graduation **92% (48% with Intern Sponsor)**
Average Base Salary **\$66,967 (Median \$66,500; Colorado Average \$66,549)**

Number of Graduates **73**
Average # of Offers per Student **1.8**

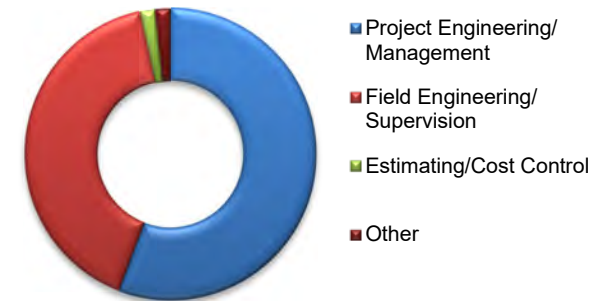
Geographic Location



Industry



Position



Location	%	Industry	%	Position	%
Colorado	85.7	Commercial/Mixed Use	65.6	Project Engineering/Management	55.7
California	3.2	Heavy Civil/Heavy Highway	9.8	Field Engineering/Supervision	41.0
Wyoming	3.2	Custom Homebuilding	8.2	Estimating/Cost Control	1.6
Oregon	1.6	Multi-Family Residential	6.6	Other	1.6
North Carolina	1.6	Other Specialty	3.3		
Minnesota	1.6	Industrial/Utility	3.3		
Arizona	1.6	Mechanical Contractor	1.6		
Illinois	1.6	Other	1.6		

Undergraduate Placement Statistics

Colorado State University, Department of Construction Management

Compiled from Senior Exit Survey data collected the week before commencement.



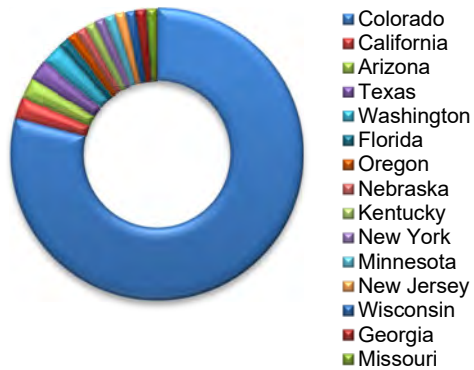
**CONSTRUCTION
MANAGEMENT**
COLORADO STATE UNIVERSITY

December 2020 (Fall)

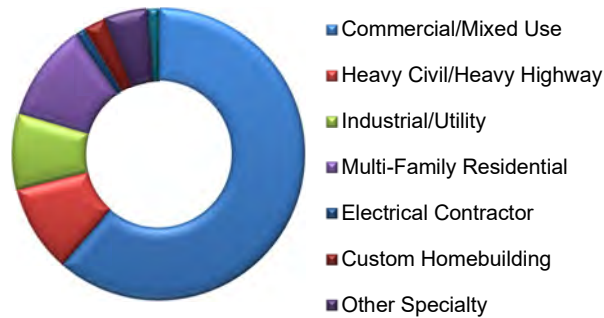
Plans Secured Before Graduation **85% (53% with Intern Sponsor) (within 6-months)**
Average Base Salary **\$65,709 (Median \$65,000; Colorado Average \$64,333)**

Number of Graduates **114**
Average # of Offers per Student **1.8**

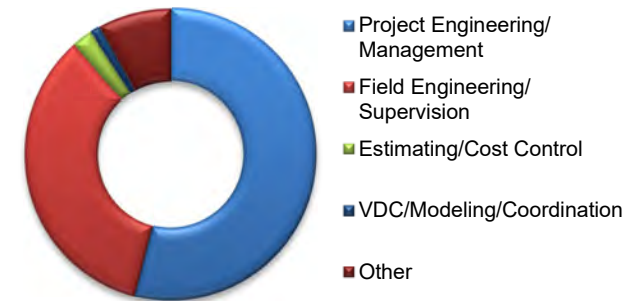
Geographic Location



Industry



Position



Location	%
Colorado	79.1
Washington	2.3
Arizona	2.3
California	2.3
Texas	2.3
Nebraska	1.2
New York	1.2
New Jersey	1.2
Florida	1.2
Oregon	1.2
Georgia	1.2
Kentucky	1.2
Wisconsin	1.2
Minnesota	1.2
Missouri	1.2

Industry	%
Commercial/Mixed Use	63.0
Multi-Family Residential	11.1
Heavy Civil/Heavy Highway	9.9
Industrial/Utility	9.9
Other Specialty	2.5
Custom Homebuilding	2.5
Electrical Contractor	1.2

Position	%
Project Engineering/Management	54.0
Field Engineering/Supervision	34.5
Other	8.0
Estimating/Cost Control	2.3
VDC/Modeling/Coordination	1.1

Undergraduate Placement Statistics

Colorado State University, Department of Construction Management

Compiled from Senior Exit Survey data collected the week before commencement.



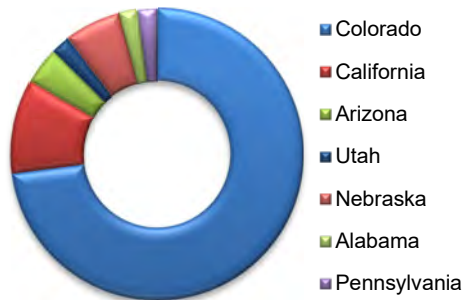
**CONSTRUCTION
MANAGEMENT**
COLORADO STATE UNIVERSITY

May 2020 (Spring)

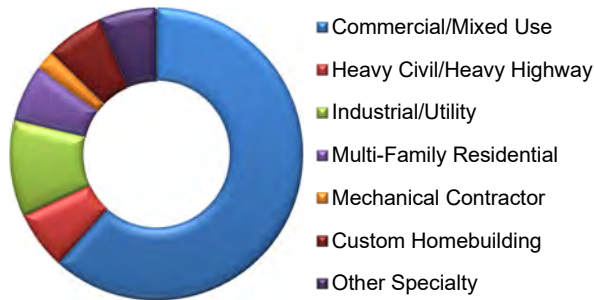
Plans Secured Before Graduation **90% (62% with Intern Sponsor)**
Average Base Salary **\$66,975 (Median \$65,000; Colorado Average \$65,545)**

Number of Graduates **61**
Average # of Offers per Student **2.2**

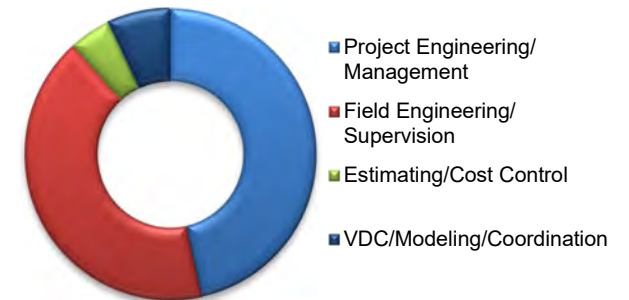
Geographic Location



Industry



Position



Location	%	Industry	%	Position	%
Colorado	72.9	Commercial/Mixed Use	61.7	Project Engineering/Management	46.5
California	10.4	Heavy Civil/Heavy Highway	6.4	Field Engineering/Supervision	41.9
Arizona	4.2	Industrial/Utility	10.6	Estimating/Cost Control	4.7
Utah	2.1	Multi-Family Residential	6.4	VDC/Modeling/Coordination	7.0
Nebraska	6.3	Mechanical Contractor	2.1		
Alabama	2.1	Custom Homebuilding	6.4		
Pennsylvania	2.1	Other Specialty	6.4		

Undergraduate Placement Statistics

Colorado State University, Department of Construction Management

Compiled from Senior Exit Survey data collected the week before commencement.



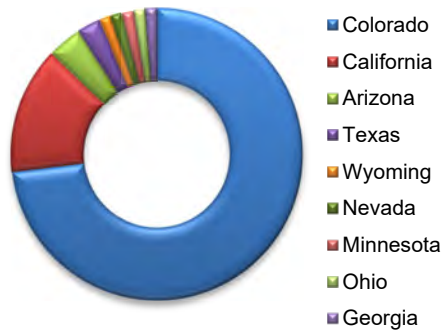
**CONSTRUCTION
MANAGEMENT**
COLORADO STATE UNIVERSITY

December 2019 (Fall)

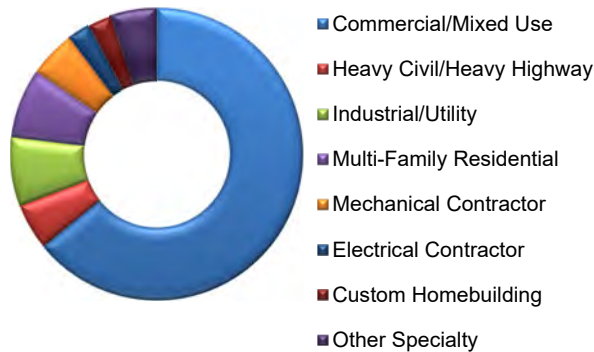
Plans Secured Before Graduation **96% (69% with Intern Sponsor)**
Average Base Salary **\$66,082 (Median \$65,000; Colorado Average \$63,981)**

Number of Graduates **87**
Average # of Offers per Student **2.5**

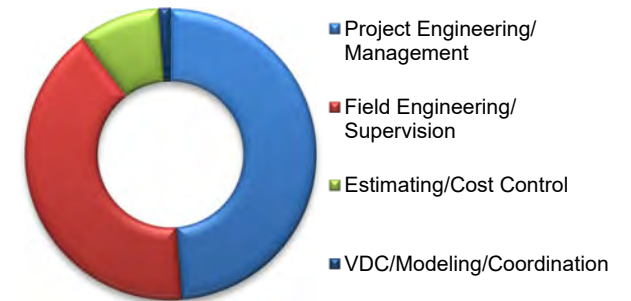
Geographic Location



Industry



Position



Location	%
Colorado	73.1
California	14.1
Arizona	3.8
Texas	2.6
Nevada	1.3
Ohio	1.3
Wyoming	1.3
Georgia	1.3
Minnesota	1.3

Industry	%
Commercial/Mixed Use	64.1
Multi-Family Residential	7.7
Industrial/Utility	7.7
Other Specialty	5.1
Mechanical Contractor	5.1
Heavy Civil/Heavy Highway	5.1
Custom Homebuilding	2.6
Electrical Contractor	2.6

Position	%
Project Engineering/Management	48.7
Field Engineering/Supervision	41.0
Estimating/Cost Control	9.0
VDC/Modeling/Coordination	1.3

Undergraduate Placement Statistics

Colorado State University, Department of Construction Management

Compiled from Senior Exit Survey data collected the week before commencement.



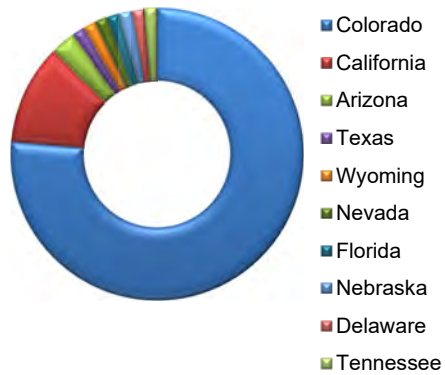
**CONSTRUCTION
MANAGEMENT**
COLORADO STATE UNIVERSITY

May 2019 (Spring)

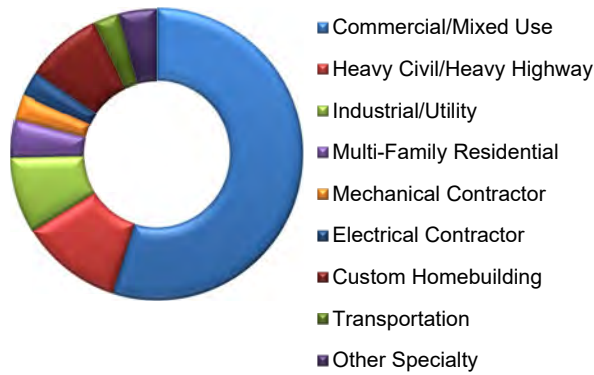
Plans Secured Before Graduation **97% (59% with Intern Sponsor)**
Average Base Salary **\$65,984 (Median \$64,000; Colorado Average \$65,532)**

Number of Graduates **81**
Average # of Offers per Student **2.6**

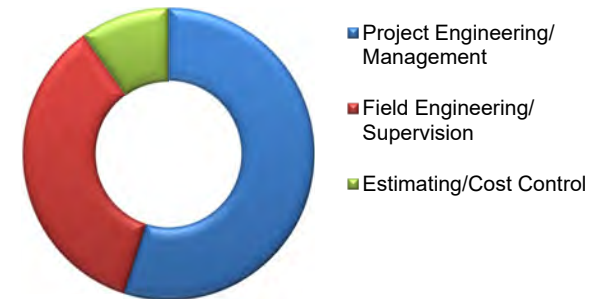
Geographic Location



Industry



Position



Location	%
Colorado	76.4
California	11.1
Arizona	2.8
Nevada	1.4
Texas	1.4
Tennessee	1.4
Wyoming	1.4
Delaware	1.4
Nebraska	1.4
Florida	1.4

Industry	%
Commercial/Mixed Use	54.9
Heavy Civil/Heavy Highway	11.3
Custom Homebuilding	8.5
Industrial/Utility	8.5
Other Specialty	4.2
Multi-Family Residential	4.2
Electrical Contractor	2.8
Transportation	2.8
Mechanical Contractor	2.8

Position	%
Project Engineering/Management	54.9
Field Engineering/Supervision	35.2
Estimating/Cost Control	9.9

Undergraduate Placement Statistics

Colorado State University, Department of Construction Management

Compiled from Senior Exit Survey data collected the week before commencement.



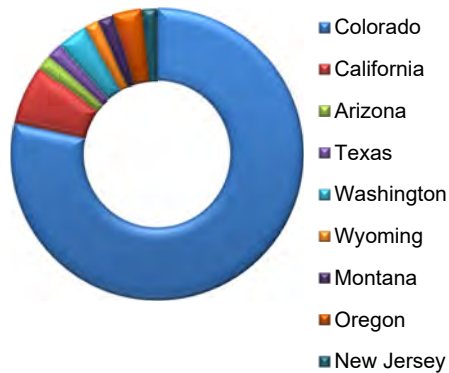
**CONSTRUCTION
MANAGEMENT**
COLORADO STATE UNIVERSITY

December 2018 (Fall)

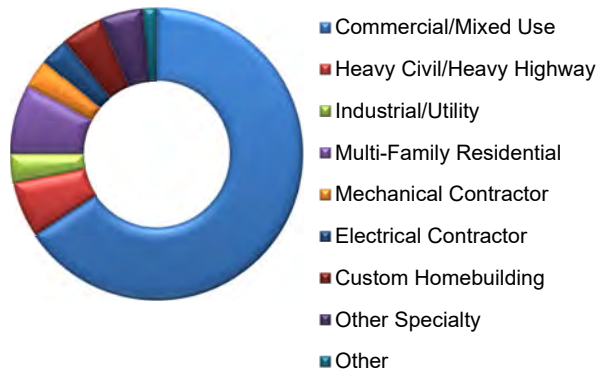
Plans Secured Before Graduation **97% (60% with Intern Sponsor)**
Average Base Salary **\$63,900 (Median \$64,000; Colorado Average \$63,200)**

Number of Graduates **81**
Average # of Offers per Student **2.3**

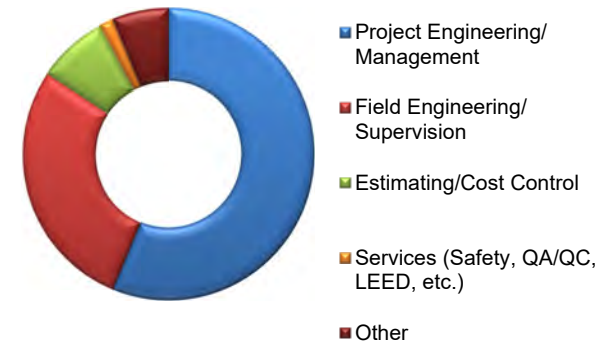
Geographic Location



Industry



Position



Location	%	Industry	%	Position	%
Colorado	78.3	Commercial/Mixed Use	64.6	Project Engineering/Management	56.3
California	6.7	Multi-Family Residential	7.7	Field Engineering/Supervision	28.1
Oregon	3.3	Heavy Civil/Heavy Highway	6.2	Estimating/Cost Control	7.8
Washington	3.3	Other Specialty	4.6	Other	6.3
Texas	1.7	Custom Homebuilding	4.6	Services (Safety, QA/QC, LEED, etc.)	1.6
Arizona	1.7	Electrical Contractor	3.1		
Wyoming	1.7	Industrial/Utility	3.1		
Montana	1.7	Mechanical Contractor	3.1		
New Jersey	1.7	Other	1.5		

Undergraduate Placement Statistics

Colorado State University, Department of Construction Management

Compiled from Senior Exit Survey data collected the week before commencement.



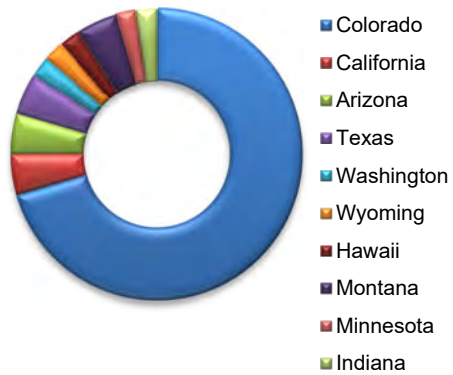
**CONSTRUCTION
MANAGEMENT**
COLORADO STATE UNIVERSITY

May 2018 (Spring)

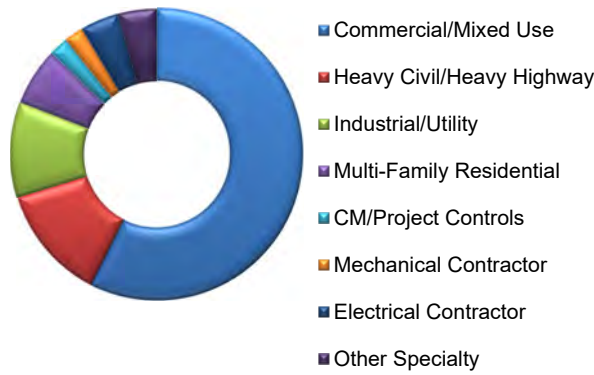
Plans Secured Before Graduation **93% (60% with Intern Sponsor)**
Average Base Salary **\$62,700 (Median \$62,000; Colorado Average \$61,900)**

Number of Graduates **58**
Average # of Offers per Student **2.2**

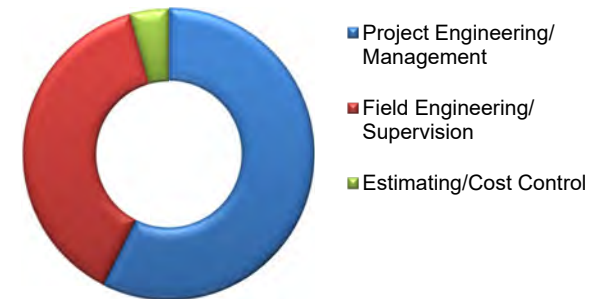
Geographic Location



Industry



Position



Location	%	Industry	%	Position	%
Colorado	70.5	Commercial/Mixed Use	57.4	Project Engineering/Management	57.4
Montana	4.5	Heavy Civil/Heavy Highway	12.8	Field Engineering/Supervision	38.3
Texas	4.5	Industrial/Utility	10.6	Estimating/Cost Control	4.3
California	4.5	Multi-Family Residential	6.4		
Arizona	4.5	Other Specialty	4.3		
Washington	2.3	Electrical Contractor	4.3		
Wyoming	2.3	CM/Project Controls	2.1		
Minnesota	2.3	Mechanical Contractor	2.1		
Hawaii	2.3				
Indiana	2.3				

Undergraduate Placement Statistics

Colorado State University, Department of Construction Management

Compiled from Senior Exit Survey data collected the week before commencement.



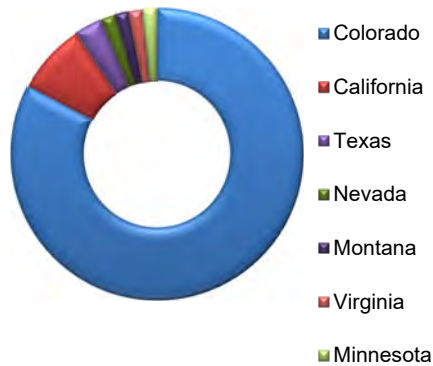
**CONSTRUCTION
MANAGEMENT**
COLORADO STATE UNIVERSITY

December 2017 (Fall)

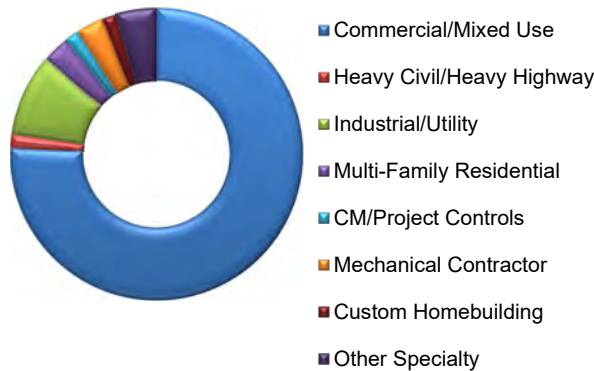
Plans Secured Before Graduation **86% (63% with Intern Sponsor)**
Average Base Salary **\$62,600 (Median \$62,000; Colorado Average \$61,700)**

Number of Graduates **82**
Average # of Offers per Student **2.3**

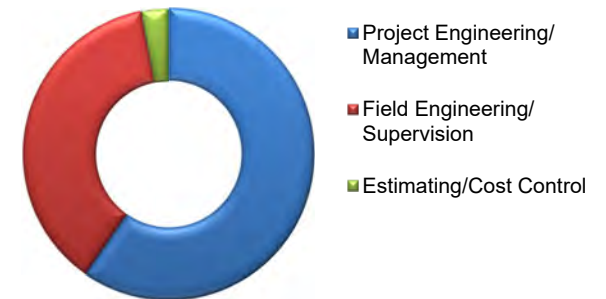
Geographic Location



Industry



Position



Location	%	Industry	%	Position	%
Colorado	82.8	Commercial/Mixed Use	75.8	Project Engineering/Management	59.7
California	7.8	Industrial/Utility	9.1	Field Engineering/Supervision	37.3
Texas	3.1	Other Specialty	4.5	Estimating/Cost Control	3.0
Nevada	1.6	Mechanical Contractor	3.0		
Virginia	1.6	Multi-Family Residential	3.0		
Minnesota	1.6	Heavy Civil/Heavy Highway	1.5		
Montana	1.6	Custom Homebuilding	1.5		
		CM/Project Controls	1.5		

Undergraduate Placement Statistics

Colorado State University, Department of Construction Management

Compiled from Senior Exit Survey data collected the week before commencement.



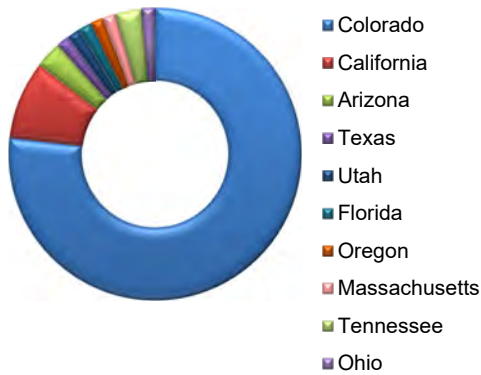
**CONSTRUCTION
MANAGEMENT**
COLORADO STATE UNIVERSITY

May 2017 (Spring)

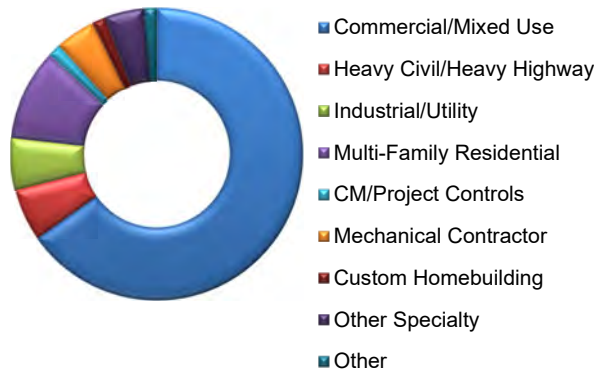
Plans Secured Before Graduation **92% (57% with Intern Sponsor)**
Average Base Salary **\$62,000 (Median \$60,000; Colorado Average \$60,250)**

Number of Graduates **84**
Average # of Offers per Student **2.5**

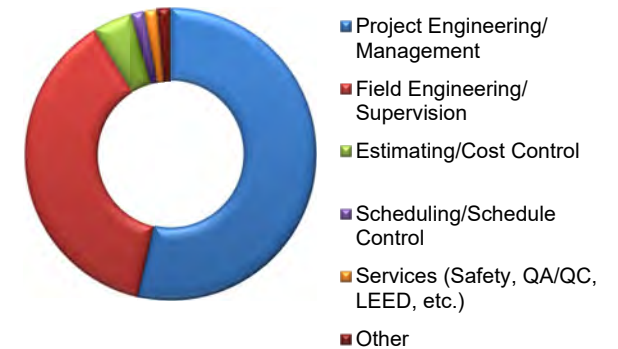
Geographic Location



Industry



Position



Location	%	Industry	%	Position	%
Colorado	76.8	Commercial/Mixed Use	65.2	Project Engineering/Management	53.6
California	8.7	Multi-Family Residential	10.1	Field Engineering/Supervision	37.7
Tennessee	2.9	Heavy Civil/Heavy Highway	5.8	Estimating/Cost Control	4.3
Arizona	2.9	Industrial/Utility	5.8	Scheduling/Schedule Control	1.4
Florida	1.4	Other Specialty	4.3	Other	1.4
Utah	1.4	Mechanical Contractor	4.3	Services (Safety, QA/QC, LEED, etc.)	1.4
Texas	1.4	CM/Project Controls	1.4		
Ohio	1.4	Other	1.4		
Oregon	1.4	Custom Homebuilding	1.4		
Massachusetts	1.4				

Undergraduate Placement Statistics

Colorado State University, Department of Construction Management

Compiled from Senior Exit Survey data collected the week before commencement.



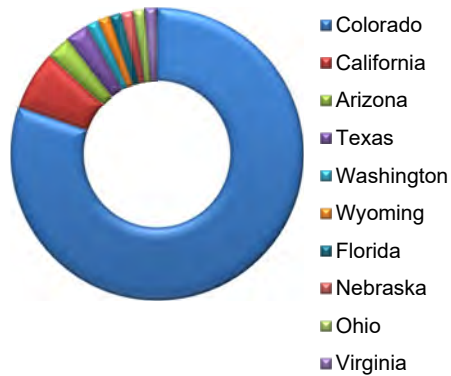
**CONSTRUCTION
MANAGEMENT**
COLORADO STATE UNIVERSITY

December 2016 (Fall)

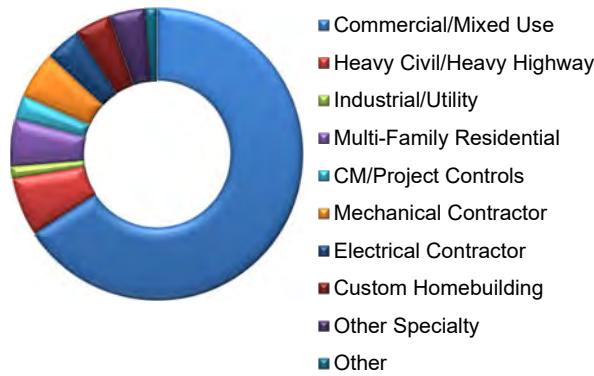
Plans Secured Before Graduation **95% (66% with Intern Sponsor)**
Average Base Salary **\$62,000 (Median \$60,000; Colorado Average \$60,700)**

Number of Graduates **88**
Average # of Offers per Student **2.6**

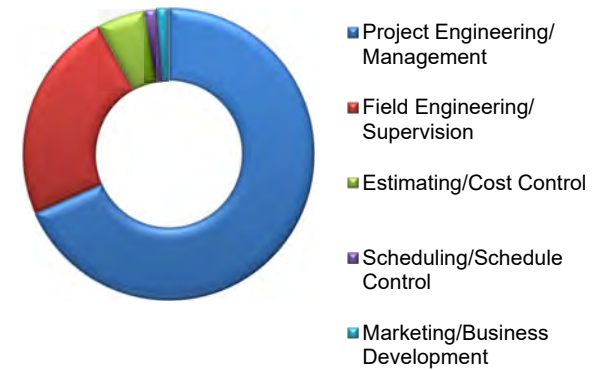
Geographic Location



Industry



Position



Location	%	Industry	%	Position	%
Colorado	80.3	Commercial/Mixed Use	65.8	Project Engineering/Management	68.4
California	6.6	Heavy Civil/Heavy Highway	6.6	Field Engineering/Supervision	23.7
Texas	2.6	Multi-Family Residential	5.3	Estimating/Cost Control	5.3
Arizona	2.6	Mechanical Contractor	5.3	Marketing/Business Development	1.3
Virginia	1.3	Electrical Contractor	3.9	Scheduling/Schedule Control	1.3
Wyoming	1.3	Custom Homebuilding	3.9		
Washington	1.3	Other Specialty	3.9		
Ohio	1.3	CM/Project Controls	2.6		
Florida	1.3	Other	1.3		
Nebraska	1.3	Industrial/Utility	1.3		

Undergraduate Placement Statistics

Colorado State University, Department of Construction Management

Compiled from Senior Exit Survey data collected the week before commencement.



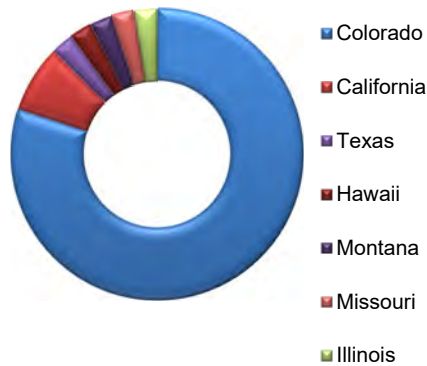
**CONSTRUCTION
MANAGEMENT**
COLORADO STATE UNIVERSITY

May 2016 (Spring)

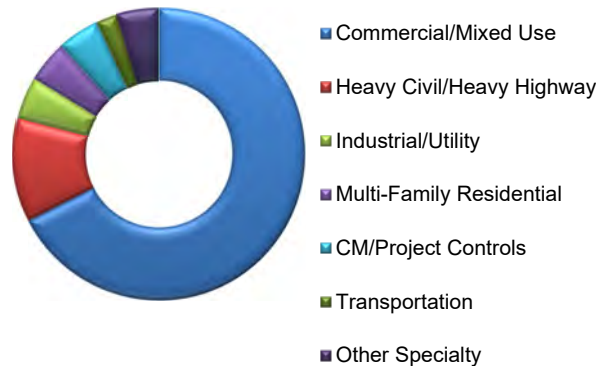
Plans Secured Before Graduation **98% (56% with Intern Sponsor)**
Average Base Salary **\$61,000 (Median \$61,000; Colorado Average \$60,600)**

Number of Graduates **48**
Average # of Offers per Student **2.8**

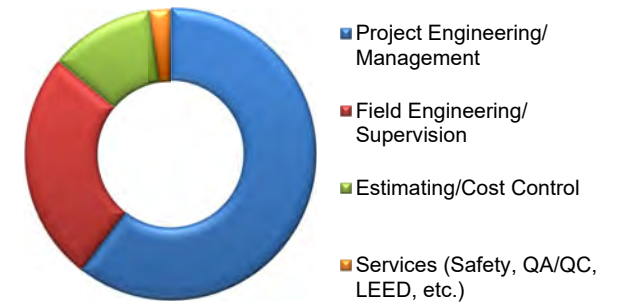
Geographic Location



Industry



Position



Location	%	Industry	%	Position	%
Colorado	80.0	Commercial/Mixed Use	67.4	Project Engineering/Management	60.5
California	7.5	Heavy Civil/Heavy Highway	11.6	Field Engineering/Supervision	25.6
Missouri	2.5	Other Specialty	4.7	Estimating/Cost Control	11.6
Montana	2.5	CM/Project Controls	4.7	Services (Safety, QA/QC, LEED, etc.)	2.3
Texas	2.5	Industrial/Utility	4.7		
Hawaii	2.5	Multi-Family Residential	4.7		
Illinois	2.5	Transportation	2.3		

Undergraduate Placement Statistics

Colorado State University, Department of Construction Management

Compiled from Senior Exit Survey data collected the week before commencement.



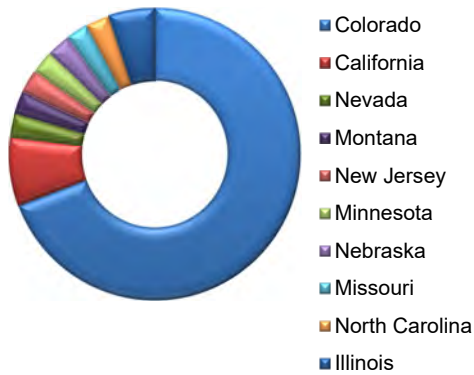
**CONSTRUCTION
MANAGEMENT**
COLORADO STATE UNIVERSITY

December 2015 (Fall)

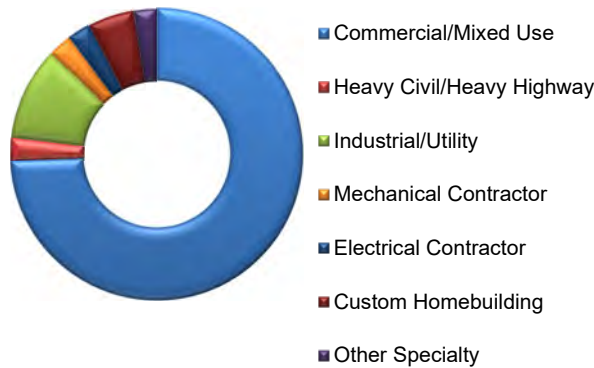
Plans Secured Before Graduation **96% (69% with Intern Sponsor)**
Average Base Salary **\$60,500 (Median \$60,000; Colorado Average \$60,100)**

Number of Graduates **45**
Average # of Offers per Student **2.6**

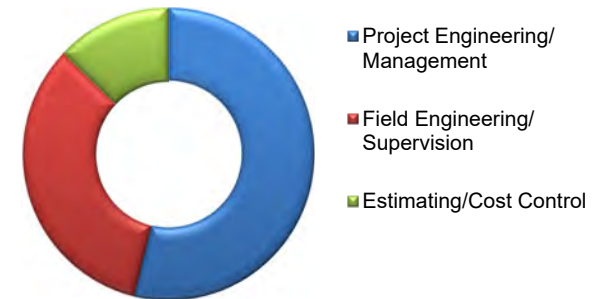
Geographic Location



Industry



Position



Location	%	Industry	%	Position	%
Colorado	69.2	Commercial/Mixed Use	74.4	Project Engineering/Management	53.8
California	7.7	Industrial/Utility	10.3	Field Engineering/Supervision	33.3
Illinois	5.1	Custom Homebuilding	5.1	Estimating/Cost Control	12.8
Nevada	2.6	Electrical Contractor	2.6		
Nebraska	2.6	Other Specialty	2.6		
Minnesota	2.6	Heavy Civil/Heavy Highway	2.6		
New Jersey	2.6	Mechanical Contractor	2.6		
North Carolina	2.6				
Montana	2.6				
Missouri	2.6				

Undergraduate Placement Statistics

Colorado State University, Department of Construction Management

Compiled from Senior Exit Survey data collected the week before commencement.



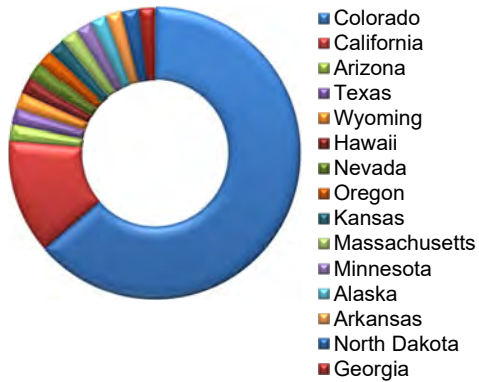
**CONSTRUCTION
MANAGEMENT**
COLORADO STATE UNIVERSITY

May 2015 (Spring)

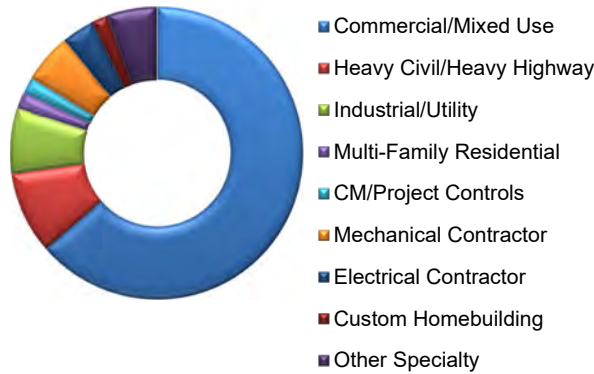
Plans Secured Before Graduation **93% (58% with Intern Sponsor)**
Average Base Salary **\$58,500 (Median \$57,000; Colorado Average \$56,800)**

Number of Graduates **60**
Average # of Offers per Student **2.7**

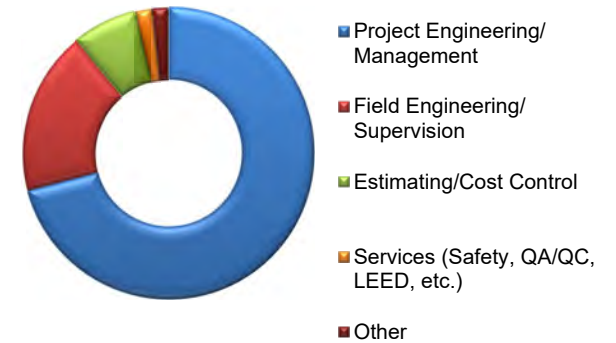
Geographic Location



Industry



Position



Location	%
Colorado	63.6
California	12.7
Arizona	1.8
Arkansas	1.8
Texas	1.8
Alaska	1.8
Massachusetts	1.8
Minnesota	1.8
Nevada	1.8
North Dakota	1.8
Oregon	1.8
Georgia	1.8
Wyoming	1.8
Hawaii	1.8
Kansas	1.8

Industry	%
Commercial/Mixed Use	63.6
Heavy Civil/Heavy Highway	9.1
Industrial/Utility	7.3
Other Specialty	5.5
Mechanical Contractor	5.5
Electrical Contractor	3.6
CM/Project Controls	1.8
Custom Homebuilding	1.8
Multi-Family Residential	1.8

Position	%
Project Engineering/Management	70.9
Field Engineering/Supervision	18.2
Estimating/Cost Control	7.3
Other	1.8
Services (Safety, QA/QC, LEED, etc.)	1.8

Undergraduate Placement Statistics

Colorado State University, Department of Construction Management

Compiled from Senior Exit Survey data collected the week before commencement.



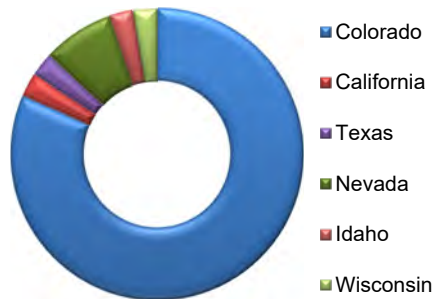
**CONSTRUCTION
MANAGEMENT**
COLORADO STATE UNIVERSITY

December 2014 (Fall)

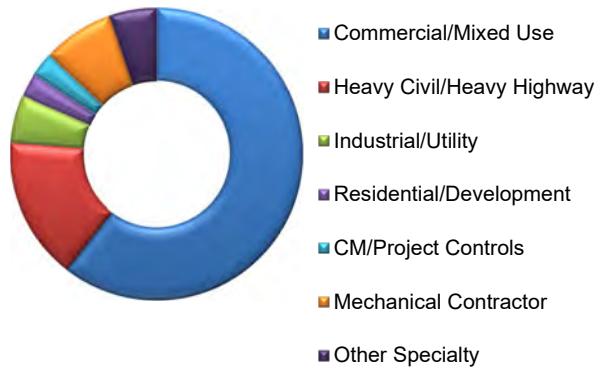
Plans Secured Before Graduation **98% (64% with Intern Sponsor)**
Average Base Salary **\$57,300 (Median \$57,000; Colorado Average \$56,100)**

Number of Graduates **46**
Average # of Offers per Student **2.3**

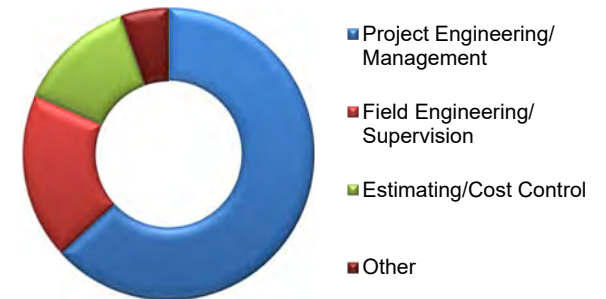
Geographic Location



Industry



Position



Location	%	Industry	%	Position	%
Colorado	81.6	Commercial/Mixed Use	60.5	Project Engineering/Management	63.2
Nevada	7.9	Heavy Civil/Heavy Highway	15.8	Field Engineering/Supervision	18.4
Texas	2.6	Mechanical Contractor	7.9	Estimating/Cost Control	13.2
Wisconsin	2.6	Industrial/Utility	5.3	Other	5.3
California	2.6	Other Specialty	5.3		
Idaho	2.6	Residential/Development	2.6		
		CM/Project Controls	2.6		

Undergraduate Placement Statistics

Colorado State University, Department of Construction Management

Compiled from Senior Exit Survey data collected the week before commencement.



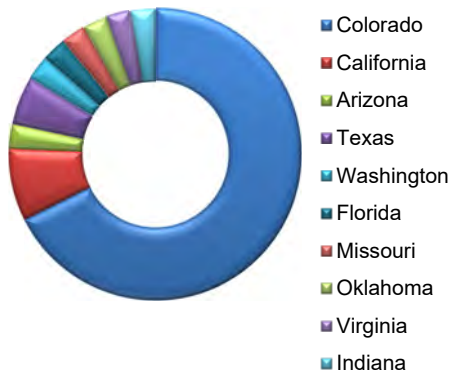
**CONSTRUCTION
MANAGEMENT**
COLORADO STATE UNIVERSITY

May 2014 (Spring)

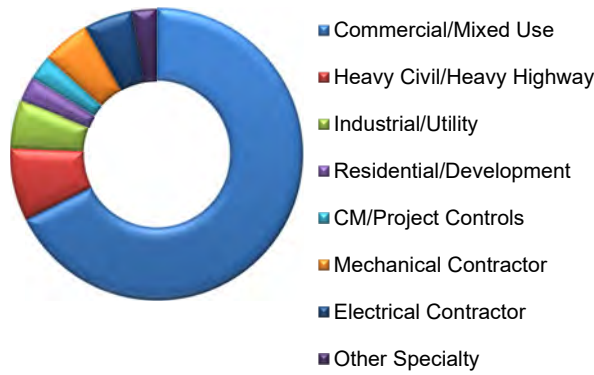
Plans Secured Before Graduation **86% (46% with Intern Sponsor)**
Average Base Salary **\$57,000 (Median \$55,000; Colorado Average \$55,000)**

Number of Graduates **50**
Average # of Offers per Student **2.1**

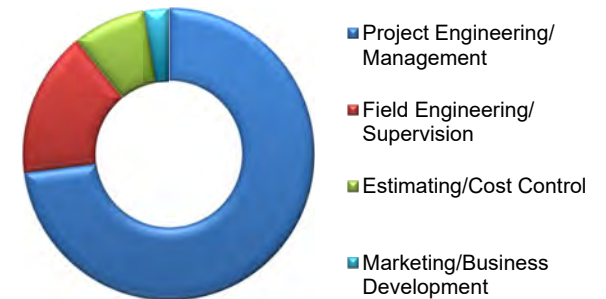
Geographic Location



Industry



Position



Location	%	Industry	%	Position	%
Colorado	67.6	Commercial/Mixed Use	67.6	Project Engineering/Management	73.0
California	8.1	Heavy Civil/Heavy Highway	8.1	Field Engineering/Supervision	16.2
Texas	5.4	Electrical Contractor	5.4	Estimating/Cost Control	8.1
Oklahoma	2.7	Industrial/Utility	5.4	Marketing/Business Development	2.7
Missouri	2.7	Mechanical Contractor	5.4		
Washington	2.7	Other Specialty	2.7		
Virginia	2.7	Residential/Development	2.7		
Florida	2.7	CM/Project Controls	2.7		
Arizona	2.7				
Indiana	2.7				

Undergraduate Placement Statistics

Colorado State University, Department of Construction Management

Compiled from Senior Exit Survey data collected the week before commencement.



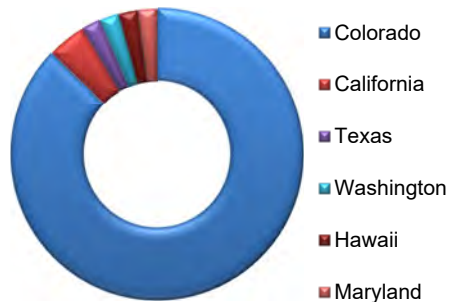
**CONSTRUCTION
MANAGEMENT**
COLORADO STATE UNIVERSITY

December 2013 (Fall)

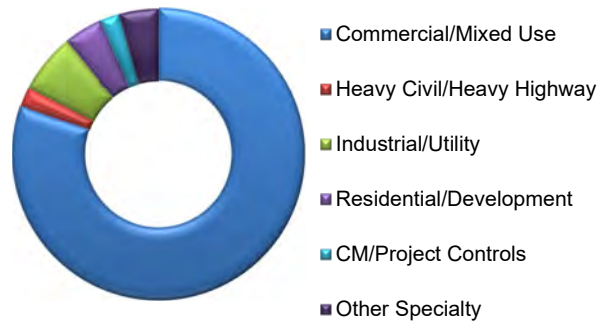
Plans Secured Before Graduation **82% (54% with Intern Sponsor)**
Average Base Salary **\$55,400 (Median \$55,500; Colorado Average \$54,400)**

Number of Graduates **59**
Average # of Offers per Student **2.1**

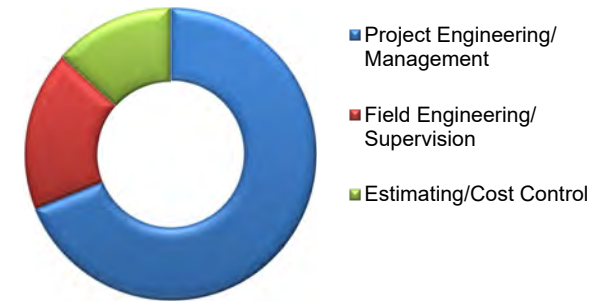
Geographic Location



Industry



Position



Location	%	Industry	%	Position	%
Colorado	87.2	Commercial/Mixed Use	80.4	Project Engineering/Management	68.9
California	4.3	Industrial/Utility	6.5	Field Engineering/Supervision	17.8
Washington	2.1	Residential/Development	4.3	Estimating/Cost Control	13.3
Texas	2.1	Other Specialty	4.3		
Maryland	2.1	Heavy Civil/Heavy Highway	2.2		
Hawaii	2.1	CM/Project Controls	2.2		

Undergraduate Placement Statistics

Colorado State University, Department of Construction Management

Compiled from Senior Exit Survey data collected the week before commencement.



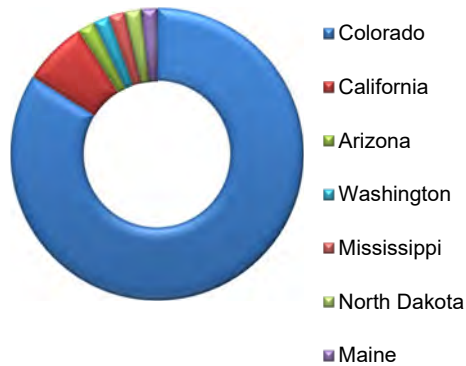
**CONSTRUCTION
MANAGEMENT**
COLORADO STATE UNIVERSITY

May 2013 (Spring)

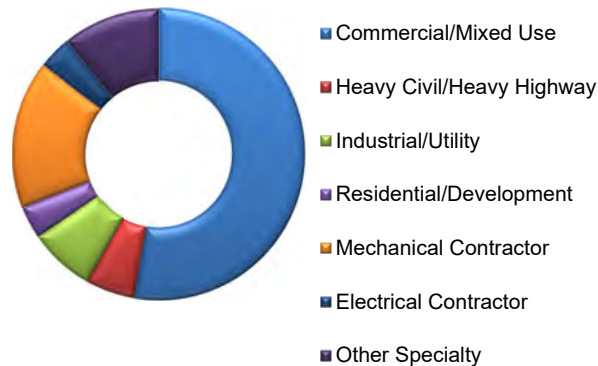
Plans Secured Before Graduation **91% (45% with Intern Sponsor)**
Average Base Salary **\$53,100 (Median \$52,000; Colorado Average \$52,100)**

Number of Graduates **70**
Average # of Offers per Student **2.1**

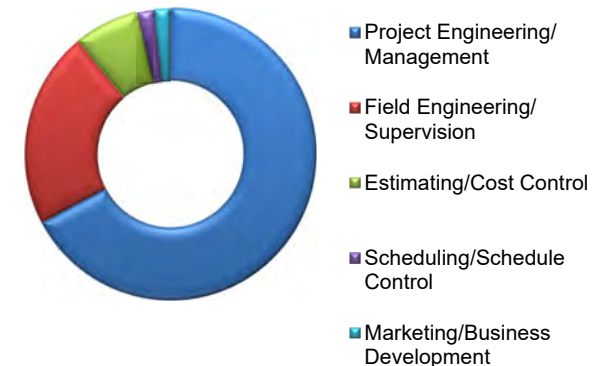
Geographic Location



Industry



Position



Location	%	Industry	%	Position	%
Colorado	83.9	Commercial/Mixed Use	52.7	Project Engineering/Management	67.3
California	7.1	Mechanical Contractor	16.4	Field Engineering/Supervision	21.8
Mississippi	1.8	Other Specialty	10.9	Estimating/Cost Control	7.3
North Dakota	1.8	Industrial/Utility	7.3	Marketing/Business Development	1.8
Washington	1.8	Heavy Civil/Heavy Highway	5.5	Scheduling/Schedule Control	1.8
Arizona	1.8	Residential/Development	3.6		
Maine	1.8	Electrical Contractor	3.6		

Undergraduate Placement Statistics

Colorado State University, Department of Construction Management

Compiled from Senior Exit Survey data collected the week before commencement.



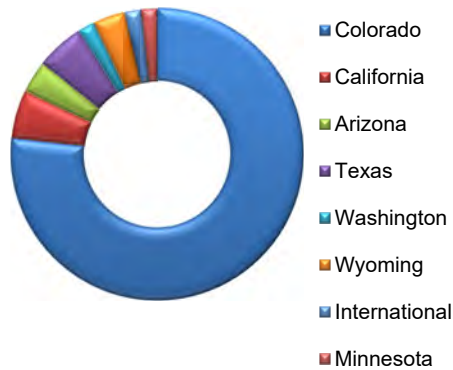
**CONSTRUCTION
MANAGEMENT**
COLORADO STATE UNIVERSITY

December 2012 (Fall)

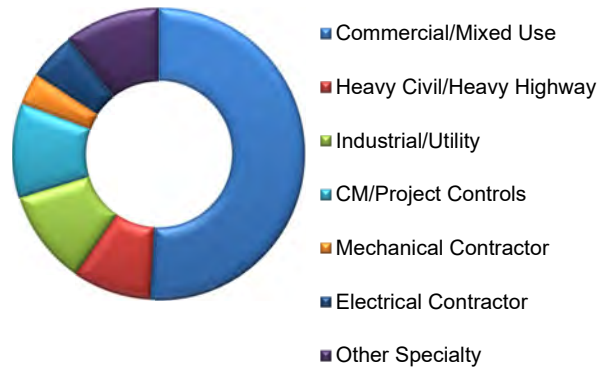
Plans Secured Before Graduation **76% (55% with Intern Sponsor)**
Average Base Salary **\$52,000 (Median \$54,000; Colorado Average \$52,000)**

Number of Graduates **87**
Average # of Offers per Student **1.7**

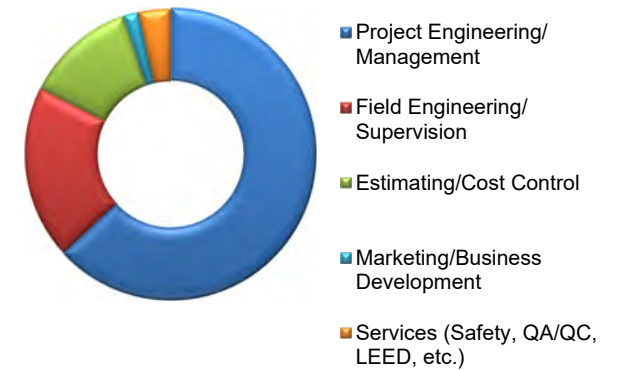
Geographic Location



Industry



Position



Location	%
Colorado	76.8
Texas	5.4
California	5.4
Wyoming	3.6
Arizona	3.6
Washington	1.8
Minnesota	1.8
International	1.8

Industry	%
Commercial/Mixed Use	50.9
Other Specialty	10.5
CM/Project Controls	10.5
Industrial/Utility	10.5
Heavy Civil/Heavy Highway	8.8
Electrical Contractor	5.3
Mechanical Contractor	3.5

Position	%
Project Engineering/Management	63.2
Field Engineering/Supervision	19.3
Estimating/Cost Control	12.3
Services (Safety, QA/QC, LEED, etc.)	3.5
Marketing/Business Development	1.8

Undergraduate Placement Statistics

Colorado State University, Department of Construction Management

Compiled from Senior Exit Survey data collected the week before commencement.



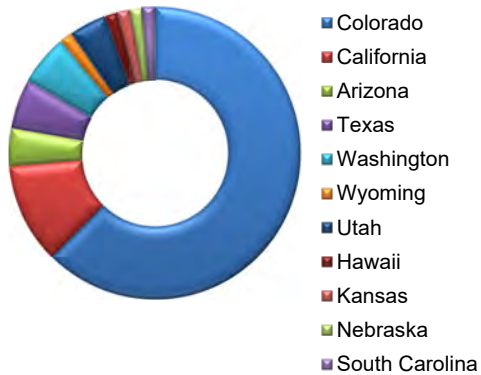
**CONSTRUCTION
MANAGEMENT**
COLORADO STATE UNIVERSITY

May 2012 (Spring)

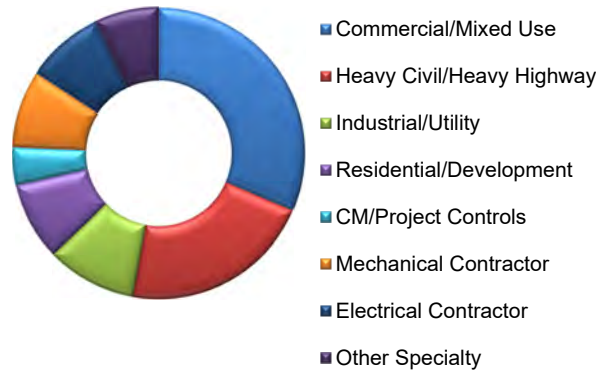
Plans Secured Before Graduation **70% (47% with Intern Sponsor)**
Average Base Salary **\$52,400 (Median \$53,000; Colorado Average \$49,800)**

Number of Graduates **106**
Average # of Offers per Student **1.2**

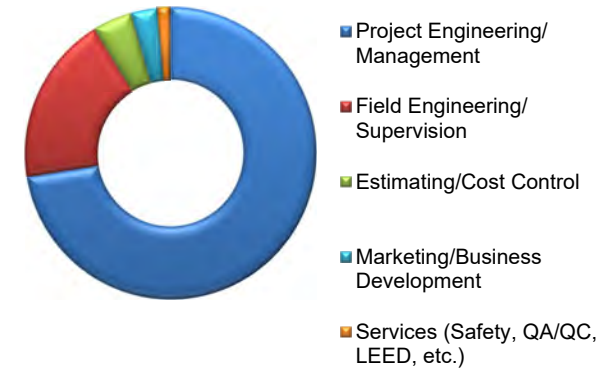
Geographic Location



Industry



Position



Location	%	Industry	%	Position	%
Colorado	62.5	Commercial/Mixed Use	31.4	Project Engineering/Management	72.5
California	11.1	Heavy Civil/Heavy Highway	21.4	Field Engineering/Supervision	18.8
Texas	5.6	Industrial/Utility	10.0	Estimating/Cost Control	4.3
Washington	5.6	Electrical Contractor	8.6	Marketing/Business Development	2.9
Arizona	4.2	Residential/Development	8.6	Services (Safety, QA/QC, LEED, etc.)	1.4
Utah	4.2	Mechanical Contractor	8.6		
South Carolina	1.4	Other Specialty	7.1		
Hawaii	1.4	CM/Project Controls	4.3		
Wyoming	1.4				
Kansas	1.4				
Nebraska	1.4				