

Symbolism: An Artistic Tour of Central City

Grade Level: 9-12

Estimated Time: 1 hour



Virtual Tour Buildings: St. James United Methodist Church, 1859; Masonic Hall/Weekly Register Call/Ermel's Emporium, 1862; and Teller House, 1872.


Directions: Go to the [CSU AVL Website](#) and click on Central City Buildings page. Then, click on "St. James United Methodist, 1859" to start. The answers to the questions can be found by clicking on the colorful dots, called Matteredtags, found around the building. Have fun on your historic art tour!

St. James United Methodist Church, 1859

The tour will begin at the entrance to the church on the first floor. Use the staircase on either side of the entrance to navigate to the second floor of the building to begin the stained-glass tour. The answers to the following questions can be found by clicking on the dark green Matteredtags located on the stained-glass windows.

Fill in the missing portions of the table below:

Symbol Drawing	Symbol Name	Symbol Meaning
		Symbol of Christianity
	Anchor	
		
		Christian symbol for Christ

Symbol Drawing	Symbol Name	Symbol Meaning
	Balance	
	All-Seeing Eye	
	Alpha and Omega	
		Symbol of peace and renewal
	Wheat	
		
		Symbol of Christ's blood and his followers

Masonic Lodge/Weekly Register Call/Ermel's Emporium, 1862

Return to the main CSU-AVL Central City Buildings page and click on the Matterport tour of the “Masonic Lodge/Weekly Register Call/Ermel's Emporium, 1862”. The tour will begin at the entrance to the Masonic Lodge on the third floor. Navigate to the main hall and start at the large portrait of George Washington to begin the art tour. This floor plan can be used to help navigate to the portrait of George Washington.



Describe the materials used to paint the portrait of George Washington.

Moving to the RIGHT of George Washington, describe the painting with the Mattertag titled “Southeast Door Panel”.

Keep moving to the RIGHT for the rest of the tour. Locate the Mattertag titled “South Side, Third Panel from the Left, the Phantom Horse”. Summarize the history of this painting in your own words, then find the “Phantom Horse” and describe where it is located.

Locate the Mattertag titled “South Side Panel Behind the Junior Warden’s Chair”. Why does this painting depict the sun at its highest point in the sky? HINT: You will need to look at more than one Mattertag to figure this one out.

Locate the Mattertag titled “South Side, Third Panel from Right”. What is so unique about this painting?

Locate the Mattertag titled “South Side, Far Right Panel”. What does a burning pot of incense represent for the Masons?

Locate the two Mattertags titled “West Panels on Either Side of the Senior Warden Station”. Who are the two gentlemen in the paintings? Why are these particular paintings so revered by Masons around the world?

Locate the two Mattertag titled “Northwest Door Panels”. What is the significance of the Northwest corner of a Masonic Lodge? How does the artist represent this symbolism in his two Northwest Door Panel paintings?

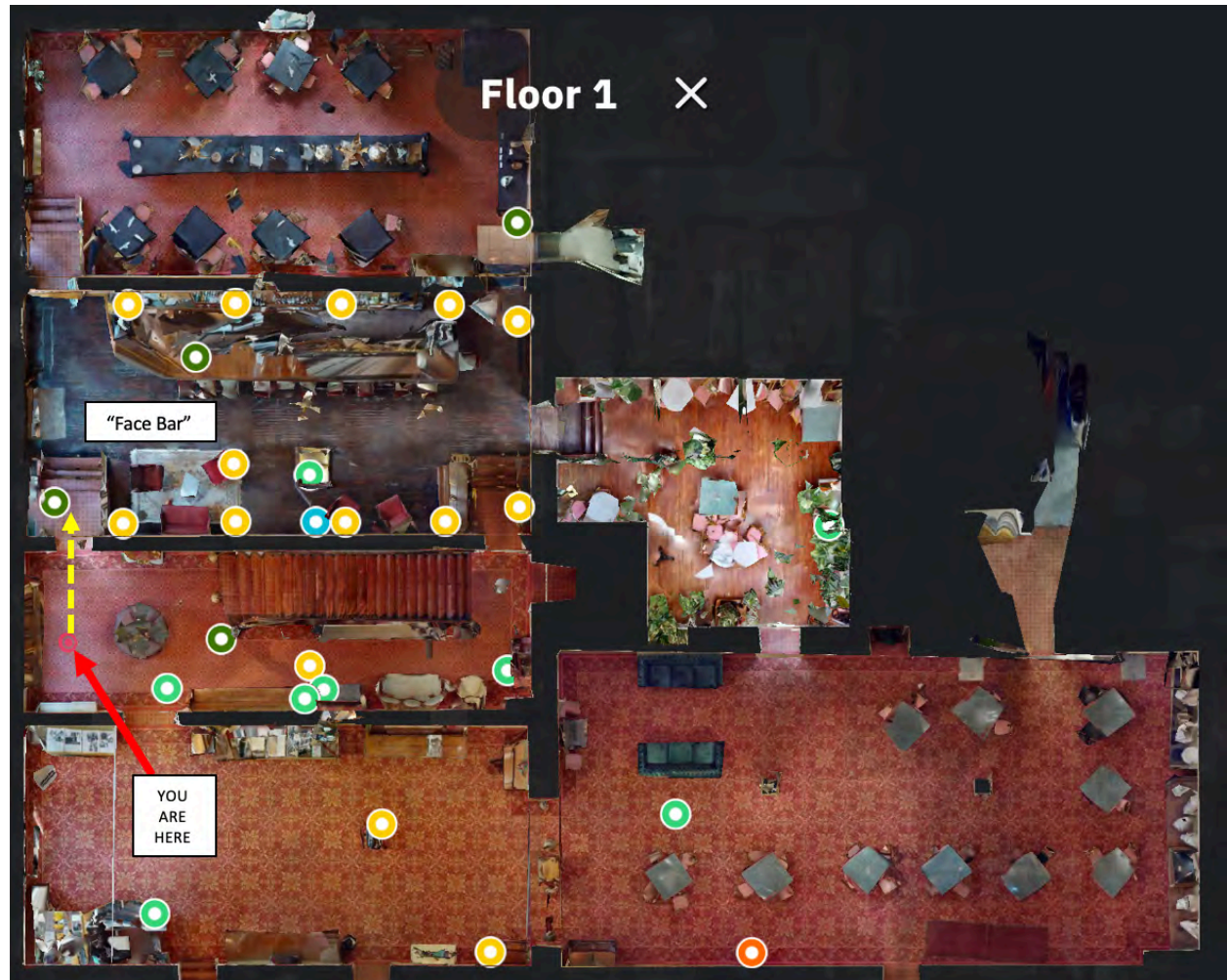
Locate the Mattertag titled “Left Panel on the North Side”. Why do you think this painting has five columns representing the Five Orders of Architecture? What do these columns have to do with the Freemasons?

Locate the Mattertag titled “Right Panel on the North Side”. Find nine common Masonic symbols painted in this panel, circle them below, and explain their meaning:



Teller House, 1872

Return to the main CSU-AVL Central City Buildings page and click on the Matterport tour of the “Teller House, 1872”. The tour will begin at the entrance to the Teller House on the first floor. Navigate to the building’s bar, the Face Bar, located on floor level 1. In the bar, click on the dark green Mattertag titled, “The Murals”, and read about the history of the room’s murals. This floor plan can be used to help navigate to the Face Bar.



What are the ten murals called? _____

See if you can find the intentional distortions in each painting. Start from the Mattertag called “Mural 1”. The answers can be found by clicking the yellow Mattertags on each mural, but see if you can spot them first!

Mural 1: _____

Mural 2: _____

Mural 3: _____

Mural 4: _____

Mural 5: _____

Mural 6: _____

Mural 7: _____

Mural 8: _____

Mural 9: _____

Mural 10: _____

Locate the “Face on the Barroom Floor” painting and summarize its history below: